

# The Write Track


P  
Preschool



est




ie



eas



Book



ed

# Table of Contents

---

## **The Write Track**

Sight Words Fun  
Learning Sight Words  
Fill in the Letters #1  
Fill in the Letters #2  
Fill in the Letters #3  
Fill in the Letters #4  
Fill in the Letters #5  
Fill in the Letters #6  
Fill in the Letters #7  
Fill in the Letters #8  
Fill in the Letters #9  
Missing Vowels #1  
Fill in the Missing Vowels  
Missing Vowels #2  
Missing Vowels #3  
Missing Vowels #4  
Missing Vowels #5  
Four Seasons  
How's the Weather? #1  
How's the Weather? #2  
How's the Weather? #3  
How's the Weather? #4  
How's the Weather? #5  
Photo Props!  
Long Vowel Bingo

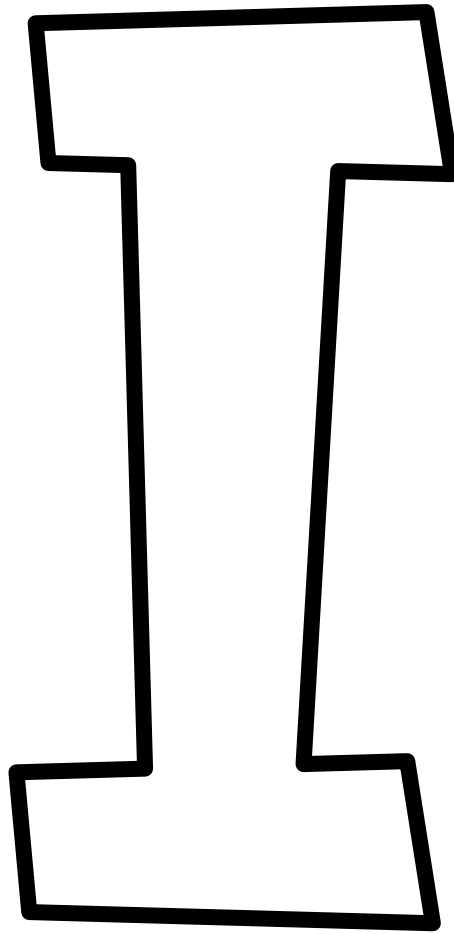
*Certificate of Completion*

# Sight Words Fun

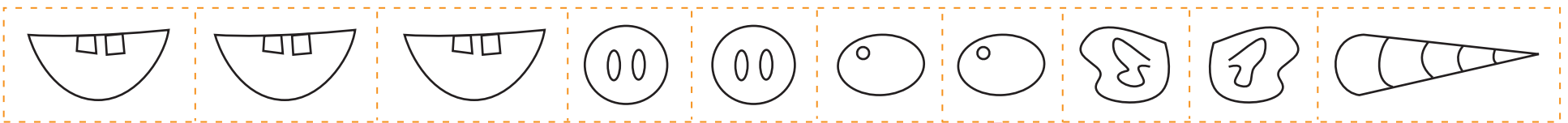
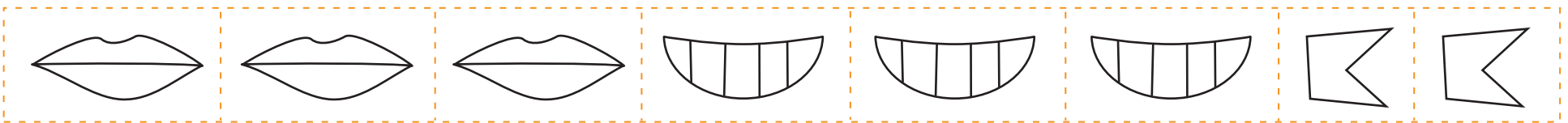

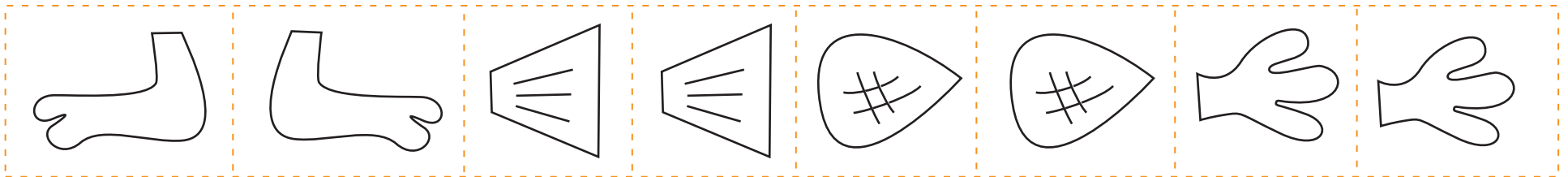
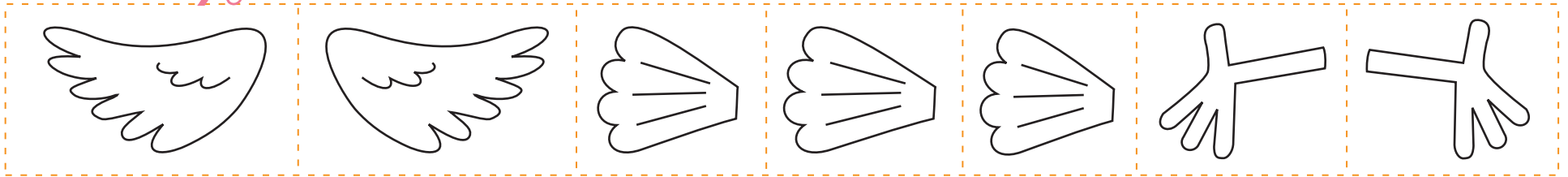


**KIDS:** Color in the word on this page and art on the next page. Have a grown up help cut out the pieces from the second page. Then paste the pieces onto the word!

**ADULTS:** Be sure to hang up your child's word creations around the house to help her practice recognizing sight words. You could even introduce a Word of the Week!



# Sight Words Fun



# Learning Sight Words

Use the sight word "I" to fill in the blanks to complete each sentence

\_\_\_\_\_ am getting a  
bit hungry.


\_\_\_\_\_ wish we had  
a puppy!

May \_\_\_\_\_ please  
have some milk?


# Fill in the Letters

F L P


Using the letters above,  
Write in the missing letter to make a word!




P en



l ower




l a ne



e m o n



a m p




l y


# Fill in the Letters

A B C


Using the letters above,  
Write in the missing letter to make a word!



Bike



pple




ee



at



ake



nt

# Fill in the Letters

H C B D

Using the letters above,  
Write in the missing letter to make a word!



Hat



ox



uck



up



ag




amel




# Fill in the Letters

S D B

Using the letters above,  
Write in the missing letter to make a word!




S now



olphin



ear



inosaur



eal




all


# Fill in the Letters

T C M B

Using the letters above,  
Write in the missing letter to make a word!



Carrot



truck




tree



baby



cat




mouse


# Fill in the Letters

L F H B

Using the letters above,  
Write in the missing letter to make a word!




l\_eaf



\_o\_x



\_u\_s



\_a\_t



\_i\_o\_n



\_o\_a\_t

# Fill in the Letters

C D G L

Using the letters above,  
Write in the missing letter to make a word!



G iraffe




ow




irl



leaf



dog



corn


# Fill in the Letters

B N P

Using the letters above,  
Write in the missing letter to make a word!



B o o k



e a s



e s t



e d



i e




e t


# Fill in the Letters

C T E

Using the letters above,  
Write in the missing letter to make a word!



E lephant




ow



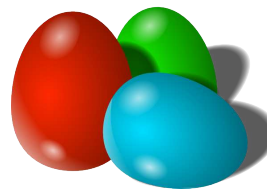
upcake



iger




urtle




ggs

# Missing Vowels

Look at the pictures and fill in the missing vowel to complete each word.



b \_ \_ e



s \_ \_ n



c \_ \_ n


a

e

u


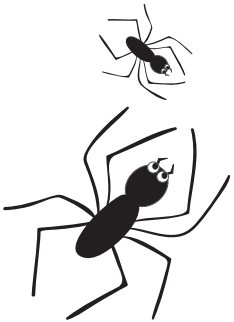
# FILL IN THE MISSING VOWELS

Fill in the missing vowel to answer the questions.



Where does the bee live ?

Answer : h \_ v e





Where does the spider live ?

Answer : w \_ b



Where does the ant live ?


Answer : \_ n t h i l l





# Missing Vowels

Look at the pictures and fill in the missing vowel to complete each word.




v \_ \_ n

e



l \_ \_ g

o



h \_ \_ n

a

# Missing Vowels


Look at the pictures and fill in the missing vowel to complete each word.



r \_ \_ g



t \_ \_ n



v \_ \_ n


e

a

u

# Missing Vowels

Look at the pictures and fill in the missing vowel to complete each word.



m \_ \_ g

c \_ \_ t

b \_ \_ x



o

a

u

# MISSING VOWELS


There are many vowels hiding in the barn. Can you help the farm animals find the missing vowel in their names?




c w



p \_ g




h \_ n



d c k

# Four Seasons

Identify the seasons pictured below. Write the name of the correct season under each tree.



---

---

---



---

---

---



---

---

---



---

---

---


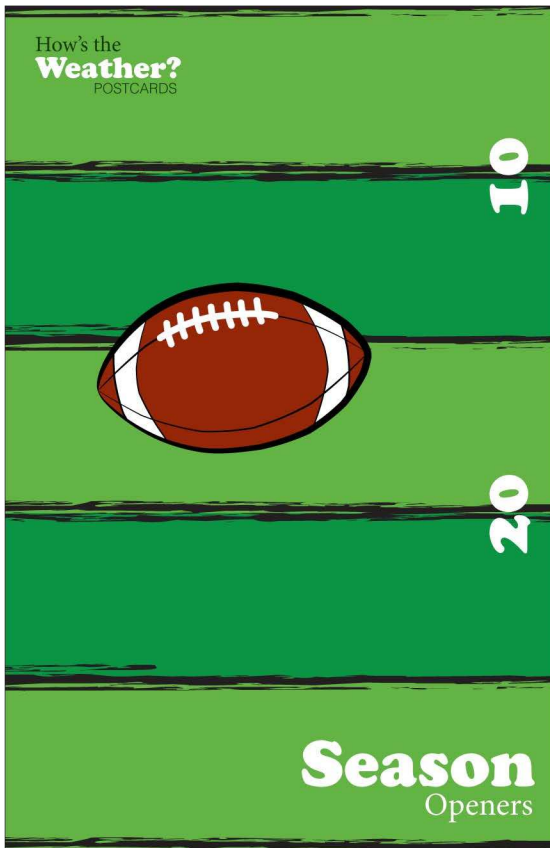

What is your favorite season? Why?

---

---

---

Use the back of each postcard to tell a friend about what the weather is like where you live. Write about what kinds of activities you can do with your friend in your town this time of year. When you're done, you can ask an adult to help you cut out each card and mail them!



Use the back of each postcard to tell a friend about what the weather is like where you live. Make sure to tell them the kind of clothes they should bring this time of year! When you're done, you can ask an adult to help you cut out each card and mail them!

How's the  
**Weather?**  
POSTCARDS



Make sure to wear \_\_\_\_\_!

How's the  
**Weather?**  
POSTCARDS



Make sure to wear a \_\_\_\_\_!

How's the  
**Weather?**  
POSTCARDS



Make sure to wear a \_\_\_\_\_!

How's the  
**Weather?**  
POSTCARDS



Make sure to wear a \_\_\_\_\_!



Use the back of each postcard to tell a friend about what the weather is like where you live. Make sure to tell them the kind of clothes they should bring this time of year! When you're done, you can ask an adult to help you cut out each card and mail them!

How's the  
**Weather?**  
POSTCARDS



Make sure to wear a \_\_\_\_\_!

How's the  
**Weather?**  
POSTCARDS



Make sure to wear a \_\_\_\_\_!

How's the  
**Weather?**  
POSTCARDS



Make sure to wear a \_\_\_\_\_!

How's the  
**Weather?**  
POSTCARDS



Make sure to wear a \_\_\_\_\_!





Use the back of each postcard to tell a friend about what the weather is like where you live. Make sure to tell them the kind of clothes they should bring this time of year! When you're done, you can ask an adult to help you cut out each card and mail them!

How's the  
**Weather?**  
POSTCARDS



Make sure to wear



How's the  
**Weather?**  
POSTCARDS



Make sure to wear



How's the  
**Weather?**  
POSTCARDS



Make sure to wear



How's the  
**Weather?**  
POSTCARDS



Make sure to wear a



Use the back of each postcard to tell a friend about what the weather is like where you live. Write about what your town looks like this time of year. When you're done, you can ask an adult to help you cut out each card and mail them!

How's the  
**Weather?**  
POSTCARDS

# WINTER

Sights of the  
**Season**

How's the  
**Weather?**  
POSTCARDS

# SUMMER

Sights of the  
**Season**

How's the  
**Weather?**  
POSTCARDS

# FALL


Sights of the  
**Season**

How's the  
**Weather?**  
POSTCARDS

# SPRING

Sights of the  
**Season**

# Photo Props!



Color these in and then ask a grown-up to help cut out and assemble them into fun photo props for your next family portrait, birthday party, or just for fun!

## TO USE:

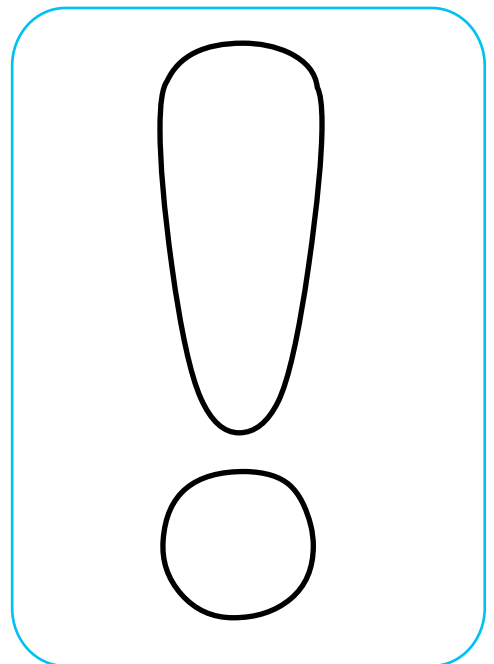



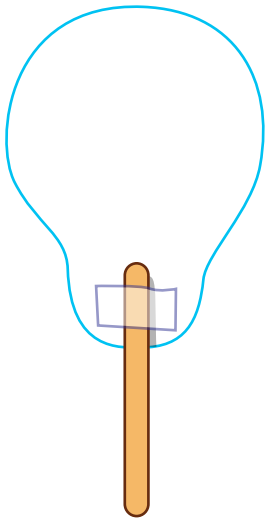
Hold one over your head or in between you and your best friend. Then smile for the camera!

**This project works best printed on thicker paper!**

### You will need:

Popsicle sticks or straws.  
Scissors and Tape

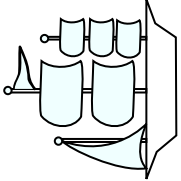

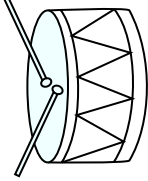


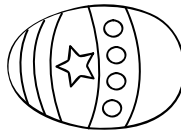

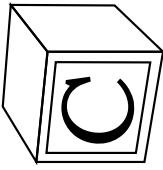

After cutting, turn the prop over and tape your popsicle stick near the bottom.







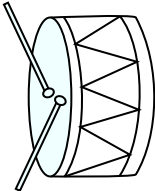
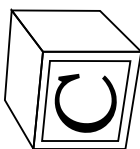

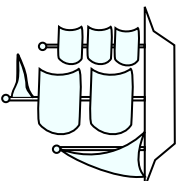

# LONG VOWEL BINGO

1. Have your child cut out the bingo sheets. Each sheet has short and long vowel words.
2. Give each child 5 pennies.
3. Read out the first word from the WORD LIST.
4. Let the child decide if it is a long vowel or a short vowel.
5. If it is a long vowel, the child places a penny on that word.
6. The child who finds 5 LONG vowels correctly on his sheet first, wins.

BINGO SHEET 1

	ship		five		drum
	key		frog		egg
	bee		cube		plane

BINGO SHEET 2

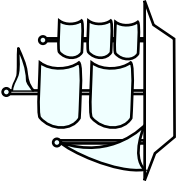


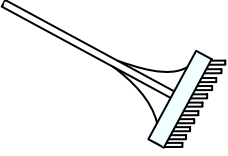
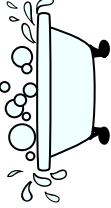


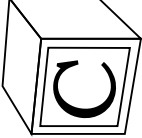

	plane		tulip		bee
	cap		drum		cube
	skates		ship		frog

**\* WORD LIST \***


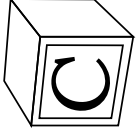
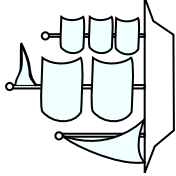


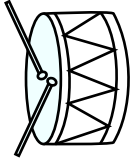
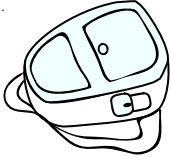


BEE	SMILE	Cap	Frog	VINE
Bag	Ship	PEA	SHEEP	Sock
Tub	SKATES	PLANE	Egg	KEY
FIVE	Nest	KITE	Drum	TREE
TULIP	RAKE	FACE	CUBE	Bat

\* Long Vowel words are in caps.

BINGO SHEET 4

	ship		bee		plane
	rake		tub		vine
	sock		cube		frog



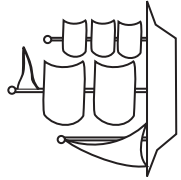
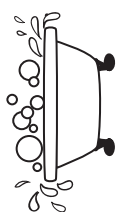


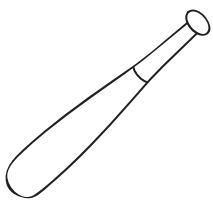

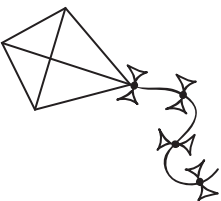
BINGO SHEET 3

	tree		cube		ship
	smile		bee		drum
	bag		plane		frog



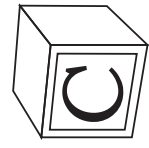

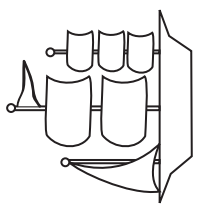
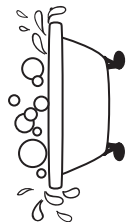



## COLORING ACTIVITY

After playing the game, ask the child to color all the pictures on his sheet.

BINGO SHEET 6

	plane		bee		ship
	tub		face		cube
	bat		frog		kite

BINGO SHEET 5

	sheep		frog		cube
	nest		ship		tub
	pea		plane		bee