



Age 4-6

# Julia Donaldson's




Songbirds



# Phonics Activity Book 3

Practise sounds, letters  
and early reading  
skills at home



With  
stickers  
inside!

OXFORD

# Pick a Pet

Find the stickers and read the names.  
Then write the right name to finish each sentence.



\_\_\_\_\_ has a cat.

\_\_\_\_\_ has a dog.



\_\_\_\_\_ has an odd pet. It is a zog!

Read the page again to check your work.



# The Odd Pet

Circle the right words  
to finish the sentences.




The zog is \_\_\_\_\_. It has ten red \_\_\_\_\_.  
fat logs  
fan legs



It can \_\_\_\_\_ and hop.  
rug  
run



It can sit \_\_\_\_\_ and beg.  
set



Now Kim has a \_\_\_\_\_ can \_\_\_\_\_ zog  
cat \_\_\_\_\_ fog

Read the sentences. Then colour the zogs.



# Miss! Miss!

Circle the right word to finish what the children are saying.



Miss! Miss! Bill has got my \_\_\_\_\_ .  
hat  
ham



Miss! Miss! Bill has got my \_\_\_\_\_ .  
men  
pen

Miss! Miss! Bill has got my \_\_\_\_\_ .

pot

pit



Mum! Mum! Ross has got my \_\_\_\_\_ !

dull

doll



Read the sentences.

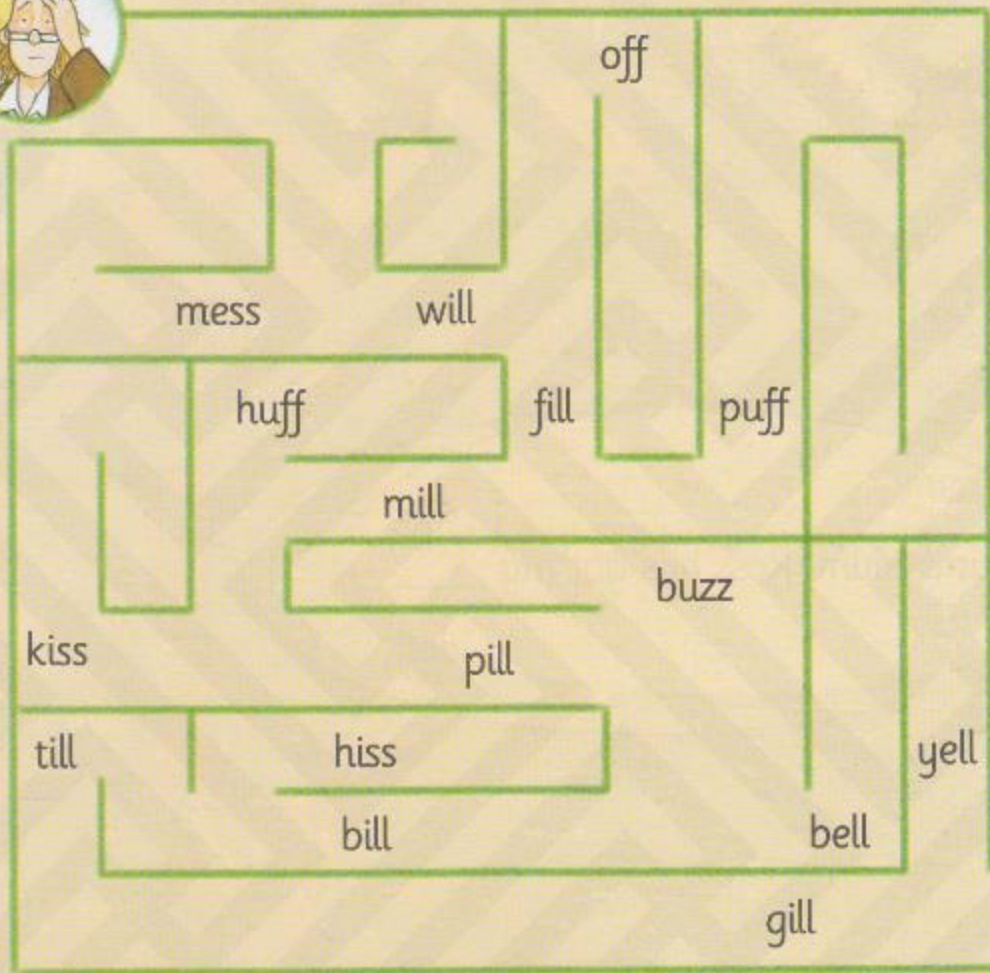
Then find the sticker to finish the picture.



# Miss Hill's Maze

Get Miss Hill to the bus stop.

She can only go through words that rhyme with **hill**.



# Mrs Ship's Shop

Read the words. Look for the objects in the picture and write over the words when you have found them.

jug

bell

doll


mug

shell

till

chess set

carrot






# This and That

Colour the picture. Then circle the right word to finish each sentence.

This is Mr Chan's \_\_\_\_\_ .  
shop  
ship



Mr Chan sells pens, pads and \_\_\_\_\_ .  
maps  
naps




This is Miss Thin's shop.

nuts

Miss Thin sells eggs, \_\_\_\_\_ and carrots.

nods



What things would you buy? Draw them in the basket.



# Missing Letters

The words on each shopping bag rhyme.  
Write the missing letter to finish each word.  
Use



or



sh \_\_\_\_ ll



b \_\_\_\_ ll



w \_\_\_\_ ll



p \_\_\_\_ ll



h \_\_\_\_ ll



t \_\_\_\_ ll

# Sh or Ch!

Look at the pictures. Write the missing letters to finish each word.

Use

sh

or

ch



fi \_\_\_\_



\_\_\_\_ ip



\_\_\_\_ op



\_\_\_\_ in



di \_\_\_\_



\_\_\_\_ ess

Find the stickers to match the words.



# Fish and Chips

Circle the right word to finish what is being said.



this  
Fill up \_\_\_\_\_ cup!  
then



chin  
This chip is too \_\_\_\_\_ !  
thin

such  
This bill is too \_\_\_\_\_!  
much



shop  
This \_\_\_\_\_ is shut!  
ship




Read the sentences. Underline the words with a **th** sound in them.  
Then colour the pictures.



# Singing Dad


Circle the right word to finish each sentence.



Dad sings to the cat and he sings to the \_\_\_\_\_ .  
dug  
dog




He sings in the sun and he sings in the \_\_\_\_\_ .  
fog  
fig



shed

He sings in the shops and he sings in the \_\_\_\_\_.

shod



bad

He sings in the bus and he sings in his \_\_\_\_\_.

bed

Read the sentences and find the sticker. Which words rhyme?



# Doctor Duck

Read the sentences and underline the name of the person speaking. Then match the sentences to the right characters.

"Get up, Bob," said Dad.

"I am hot!" Bob said.

"Bob is sick!" said Mum.

"Quack, quack!" said Doctor Duck.



Mum



Dad



Doctor Duck



Bob

Can you act out the story?

Stickers for page 1



Kim



Jim



Viv

Stickers for page 10



Stickers for page 11

Sticker for page 4



Sticker for page 14

