

# Julia Donaldson's



Songbirds



# Phonics Activity Book 7

Practise sounds, letters  
and early reading  
skills at home

By the Author  
of The  
Elephant  
G

With  
stickers  
inside!





# Time to Paint

The sound **oo** as in *moon* can be written in different ways, such as

**oo**  
soon


**ue**  
glue

**ew**  
new

**o**  
to

All these pictures have the same vowel sound. Use the vowel letter pattern on each easel to write a word to match each picture.

ew



ue



oo



Read the page again to check your work.



# Sue Kangaroo

Underline the sound **oo** as in *moon* in these words.

spoons

tube

cool

stew

glue

Use these words to finish the sentences.

“This is yummy

”

\_\_\_\_\_ ,  
says Sue.



“I can play the

\_\_\_\_\_ !”

says Sue.





Sue takes out a

\_\_\_\_\_

of \_\_\_\_\_.

“Hi, Mum! School is

\_\_\_\_\_!”

says Sue.



Read the sentences. Then colour the pictures.



# Cinderella Play

The sound **S** can be written

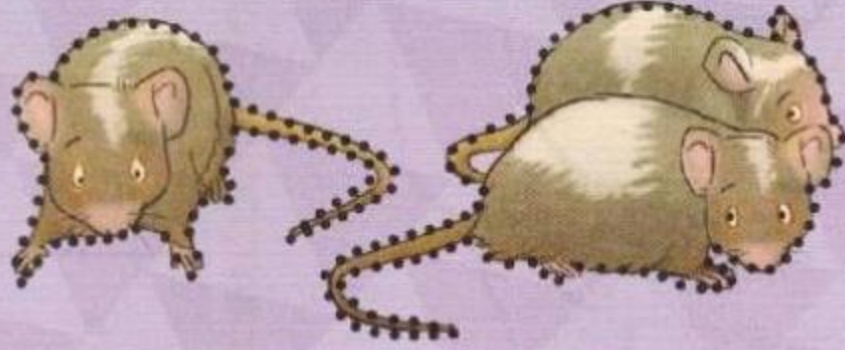
C

Use this letter pattern to finish writing the words.

Join up the dots to finish the pictures.



pen\_\_\_il



mi\_\_\_e



fa\_\_\_e



\_\_\_inema



pala\_\_\_e



\_\_\_inderella



# A Good Book

The sound **oo** as in *book* can be written in different ways, such as

**oo**  
book

**u**  
push

**oul**  
would

Write the missing letters to finish the words on the book.

Use



or



f\_\_\_\_t

p\_\_\_\_dding

c\_\_\_\_k

p\_\_\_\_ss



Find the stickers. Read the words and match them to the right pictures.



# Usman's Books

Underline the sound **oo** as in *book* in these words.

bookshelf

could

Hood


football

books

Use these words to finish the sentences.

My name is Usman.


This is my \_\_\_\_\_.



I like reading my \_\_\_\_\_.


I wish I \_\_\_\_\_ step into a book!





If I could step into this book...

I would meet Red Riding \_\_\_\_\_.



If I could run into this book...

I would meet a \_\_\_\_\_ team.

Read the sentences. Then colour the pictures.



# Ow!

The sound **OW** as in *brown* can be written in different ways, such as

**ow**  
brown

**ou**  
out


Write the missing letters to finish the words on the towel.

Use

ow

or

ou



Find the stickers. Read the words and match them to the right pictures.



# Change a Letter

Find the stickers.

Change the **red** letter to make a new word to match the picture.



mouse



\_\_\_\_\_



crowd



\_\_\_\_\_



fountain



\_\_\_\_\_



# The Upside-down Browns

Underline the sound **ow** as in *brown* in these words.

shower

round

down

trousers

crown

bounces

Use these words to finish the sentences.


Mr and Mrs  
Brown read the  
paper upside  
\_\_\_\_\_.



Mr and Mrs Brown  
have a funny  
\_\_\_\_\_ house.







Mr Brown puts on his \_\_\_\_\_ to have a

\_\_\_\_\_ .



Mrs Brown is funny too. She \_\_\_\_\_  
around in a \_\_\_\_\_ .

Read the sentences. Then find the sticker to finish the picture.



# Leroy

Find the stickers. Then read each sentence and circle the right answer.



Grandpa thinks Leroy is a bundle of joy.

yes

no



Leroy jumps in the sink.

yes

no






Leroy annoys the fish.

**yes**

**no**



But sometimes, just sometimes,  
I enjoy having a little brother.

**yes**

**no**

When is Leroy not annoying at all? \_\_\_\_\_

\_\_\_\_\_



# Toy Box

The sound **oy** as in *toy* can be written in different ways, such as

**oy**  
**toy**

**oi**  
**coin**

Read the words in grey and find them in the word search.  
Write over each word when you have found it.



joy

noisy

boy

point

coins

boil

enjoy

spoil

toys

soil

toilet

e	p	b	o	i	l	t
n	t	o	i	l	e	t
j	o	y	t	o	y	s
o	p	o	i	n	t	s
y	n	o	i	s	y	o
j	c	o	i	n	s	i
o	i	s	p	o	i	l



# No Milk Today

Write the right words to finish the sentences.

Use

wool

noise

feed

sheep

Now

Stop that

\_\_\_\_\_!



I will get some

\_\_\_\_\_ from

the \_\_\_\_\_.



\_\_\_\_\_ I can

\_\_\_\_\_ the cat.





# Farm Game

Play this game with a friend. You will need a counter each, one dice and a paper and pencil to keep score. Start anywhere on the track.

Take turns to throw the dice and move your counters along the track. If you can read the word you land on, you score one point. Keep a note of your score. Play until one of you gets ten points.


bookshelf

outside

glue

annoy

toilet



pull

new

voice

football

wool

cloudy

sister

tube

enjoy

could

flower

Find the sticker to finish the picture.  
Play again and see if you can win extra points by writing the words you land on!



Stickers for page 5



Stickers for page 9



Sticker for page 10



Sticker for page 16



Stickers for page 8



Sticker for page 12



Sticker for page 13

