


NEW EDITION

EFL

PHONICS



Double Letter Vowels



ur

NEW EDITION

EFL

PHONICS



Book 1 Single Letter Sounds

Book 2 Short Vowels

Book 3 Long Vowels

Book 4 Double Letter Consonants

Book 5 **Double Letter Vowels**

NEW EDITION

EFL PHONICS



CONTENTS

Unit 1

Double Letters *ee / ea*

bee / tree / jeep
seed / peel / green
sea / tea / leaf
meat / seal / peanut

4

Unit 2

Double Letters *oa / ow*

boat / coat / goat
soap / road / toast
bowl / window / yellow
pillow / snow / blow

12

Unit 3

Double Letters *ai / ay*

train / rain / mail
nail / tail / rail
gray / tray / hay
clay / play / pray

20

Unit 4

Double Letters *oi / oy*

coin / coil / soil
boil / toilet / point
boy / toy / joy

28

Review 1

Double Letters *ee ~ oy*

36



Unit 5

Double Letters *ow / ou*

cow / owl / gown
brown / crown / clown
house / mouse / blouse
cloud / mouth / count

44

Unit 6

Double Letters *ir / er / ur*

bird / girl / skirt / shirt
letter / singer / soccer
teacher
turtle / purple / nurse / purse

52

Unit 7

Double Letters *ar / or*

car / star / arm
card / park / farmer
horse / fork / corn
store / cork / north

60

Unit 8

Double Letters *oo*

book / cook / hook
foot / wood / look
moon / pool / goose
spoon / food / zoo

68

Review 2

Double Letters *ow ~ oo*

76

Challenge

Double Letters *ee ~ oo*

84

Test

92

Unit 1 ee ea

1. Learn

Task 01



Listen and repeat.



bee



sea



Trace the letters and read the words.



bee

bee



sea

sea

2. Learn More

Track 02



Listen and repeat.



bee



tree



jeep



seed



peel



green



sea



tea



leaf



meat



seal




peanut

3. Practice



Find all the words in the snail. Write the words.



leaf


















 Circle the correct word and put the right picture number.



peenut
peanut

3



tee
tea



seed
sead



seel
seal



tree
trea



peel
peal



jeep
jeap



leef
leaf



4. Listen & Do

Task 03



Listen and write the missing letters. Check the right picture.

1 ___ ea ___



2 ___ ee ___



3 ___ ee ___



4 ___ ea ___



5 ___ ee ___



6 ___ ea ___



Track 04





Listen and fill in the missing word. Then put the right picture letter.

bee sea tea jeep tree leaf

- 1 A snake sleeps under the tree.
- 2 A man draws a _____.
- 3 A _____ sits on the rose.
- 4 The man drives a _____.
- 5 The king drinks some _____.
- 6 The whale swims in the _____.



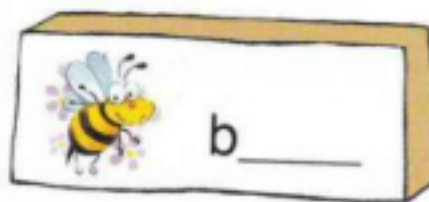



b



5. Read & Do



Fill in the missing double letters and write the words on the matching blocks.





Read the sentence. Trace and write the words.

1 The  is .



The leaf is green.

2 The  has a .

The _____ has a _____.

3 The  is on the .

The _____ is on the _____.

4 A  is in the  cup.

A _____ is in the _____ cup.

Unit 2 oa ow

1. Learn

Track 05



Listen and repeat.



boat



bowl



Trace the letters and read the words.



boat

boat



bowl

bowl

2. Learn More

Track 08



Listen and repeat.



boat



coat



goat



soap



road



toast



bowl



window



yellow



pillow



snow

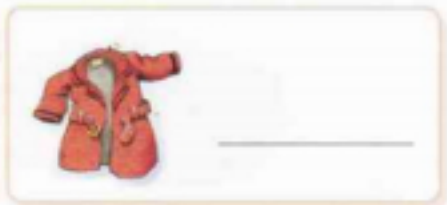
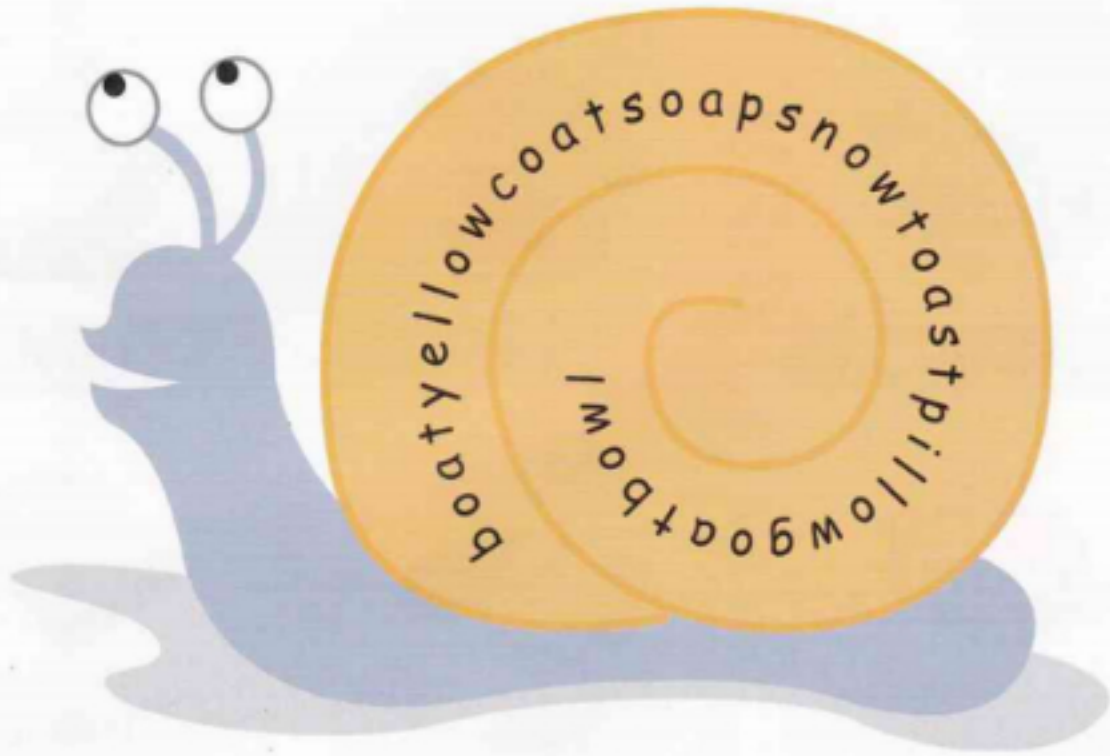



blow

3. Practice



Find all the words in the snail. Write the words.



 Circle the correct word and put the right picture number.


 toast
 towst
 7


 yelloa
 yellow


 soap
 sowp


 window
 windoa


 boal
 bowl


 goat
 gowt


 road
 rowd


 bloa
 blow



4. Listen & Do

Track 07



Listen and write the missing letters. Check the right picture.

1 _ _ _ ow



2 _ oa _



3 _ _ _ _ ow



4 _ oa _



5 _ _ _ _ ow



6 _ oa _



Task 08



Listen and fill in the missing word. Then put the right picture letter.

road pillow yellow goat coat snow





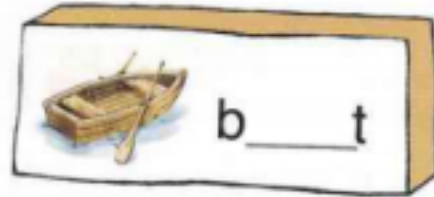
- 1 I like this blue _____.
- 2 The white _____ is on the branch.
- 3 I want a _____ dress.
- 4 The black _____ is very brave.
- 5 There are trees along the _____.
- 6 There is a pink _____ on the bed.



5. Read & Do





Fill in the missing double letters and write the words on the matching blocks.







Read the sentence. Trace and write the words.

1 The  is on the .



The is on the

2 The  is in the .

The is in the

3 The  is .

The is

4 The  is by the .

The is by the

Unit 3 ai ay

1. Learn

Track 09



Listen and repeat.



train



gray



Trace the letters and read the words.



train

train



gray

gray

2. Learn More

Track 10



Listen and repeat.



train



rain



mail



nail



tail



rail



gray



tray



hay



clay



play





pray

3. Practice



Find all the words on the road. Write the words.





Circle the right word for the picture.



pray play pain



mail main may



train trail tray



nail rail rain



grain gray rail



rain rail ray



clay play plain



sail tail jail



say may hay

4. Listen & Do

Track 11



Listen and unscramble the words. Then match the word with the picture.

1 iatnr _____ *

*



2 rayt _____ *

*



3 iral _____ *

*



4 layp _____ *

*



5 liam _____ *

*



6 yha _____ *

*




Task 12




Listen and fill in the missing word. Then put the right picture letter.


rain play mail train tail tray

- 1 The dog has a long _____ .
- 2 The man is happy with the _____ .
- 3 There is hot tea on the _____ .
- 4 The _____ is very fast.
- 5 The men run in the _____ .
- 6 They _____ with the snow.




5. Read & Do

 Check the right beginning letter(s) and complete the word.




pl
 pr
 cl

pr ay




l
 r
 t

___ ail



tr
 cr
 pr

___ ain



pr
 tr
 gr

___ ay




dr
 pr
 tr

___ ay



r
 p
 m

___ ain




t
 m
 r

___ ail



h
 s
 r

___ ay




m
 n
 s

___ ail



Read the story and color the picture with the right color.
Then circle the words with 'ai' or 'ay'.



There is a blue train on the gray rail.

Jay and his dog are next to the yellow hay.

He is in a red cape.

The dog is black and white, and it has a black tail.

They play with brown clay.

Unit 4 oi oy

1. Learn

Track 18



Listen and repeat.



coin



boy



Trace the letters and read the words.



coin

coin



boy

boy

2. Learn More

Track 14



Listen and repeat.



coin



coil



soil



boil



toilet



point



boy



toy




joy

3. Practice



Find all the words on the road. Write the words.




















 Circle the right word for the picture.



point joint font



boat boy boil



boil joy boy



soil foil coil



toy toad tail



coat coil cow



joy joint jail



pilot toilet tailor



coin cane cone

4. Listen & Do

Track 15



Listen and unscramble the words. Then match the word with the picture.

1 ybo _____ *

*



2 Itioet _____ *

*



3 nioc _____ *

*



4 oyt _____ *

*



5 lioc _____ *

*



6 lobi _____ *

*





Listen and fill in the missing word. Then put the right picture letter.

toilet coin boil point toy boy

1 A _____ is under the tree.

2 The boy goes to the _____.

3 The men _____ to the window.

4 Mom gives a _____ to the boy.

5 The _____ is at the shop.

6 Mom and Dad _____ the big crab.



5. Read & Do




Check the right beginning letter and complete the word.



j
 p
 t

___ oint




j
 t
 s

___ oy




r
 h
 t

___ oilet




f
 b
 c

___ oil




t
 b
 j

___ oy




p
 s
 h

___ oil



c
 t
 s

___ oil



j
 b
 v

___ oy



s
 k
 c

___ oin



Read the story and color the picture with the right color.
Then circle the words with 'oi' or 'oy'.



There is a bathroom.

It has a blue window.

A boy in a green coat is in front of the bathroom.

He has a toy. It is a red jeep.

He sees a yellow coin by the black coil.

He points to the coin and jumps with joy.

Review 1 ee ~ oy

Track 17



Let's chant!

1. Chant

The bee is on the tree.

The seal is on the sea.

The goat is on the boat.


The snow is on the bowl.

The tray is on the hay.

The train is on the rail.

The boy is on the toy.

The coin is on the soil.





Double Letters Relay



3. Listen & Do

Track 18



Listen to the sentence.

Find and write the word on the line.

1



I run from the _____.
rail rain train

2



Where is the _____?
toy tail toilet

3



Wash your hands with _____!
soap seed seal

4



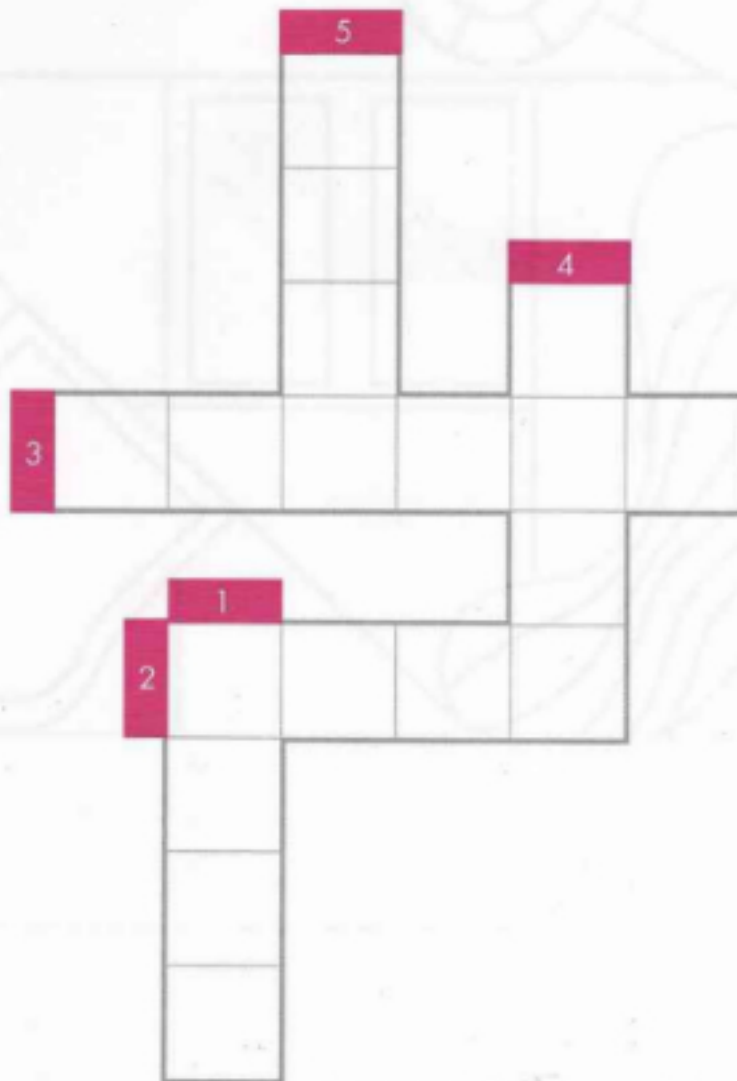
I love to drive a _____.
crane jeep truck

Track 19



Listen to the sentence and circle the right word.
Write the words in the puzzle.

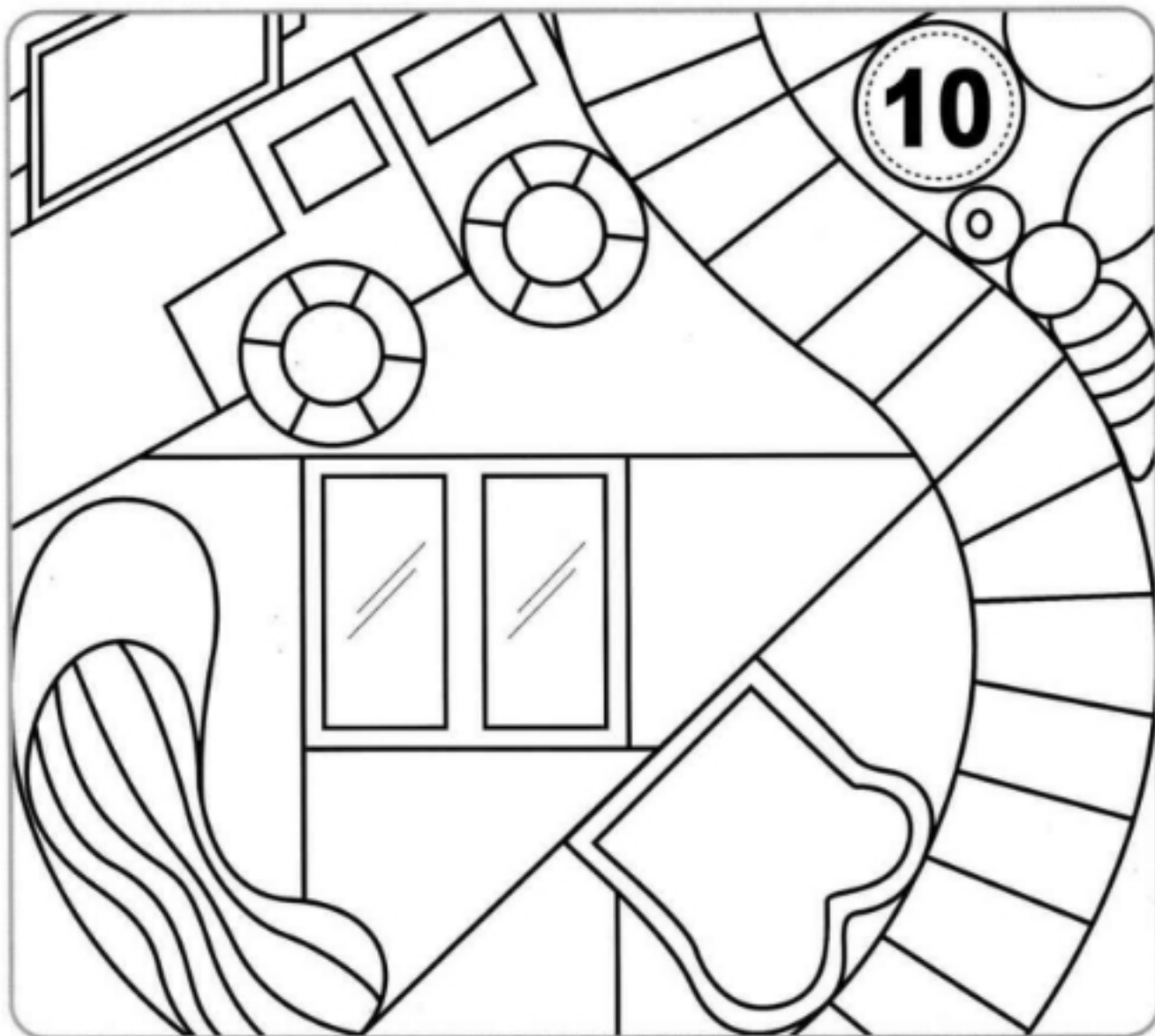
- 1 There is a big, old (tea / tree) on the ranch.
- 2 The dog wags its long, thick (tail / train).
- 3 The boy takes his (peanut / pillow) to the hut.
- 4 The man drops his coat on the (soil / coil).
- 5 Dad takes the (nail / mail) out of the box.



4. Read & Do



Find eight hidden pictures and color them. Write the names of the pictures on the lines.






Read the story. Then read each sentence below it.
Write the word that completes the sentence.

There is a boy.
His name is Brian.
Brian walks to the sea.
There is a yellow boat on the blue waves.
Brian gets in the boat.
There are many toys in the boat.
A seal swims in the sea.
The seal comes to Brian and says, "Let's play!"
They play together with the toys.



- 1 There is a _____. His name is Brian.
- 2 Brian walks to the _____.
- 3 There is a _____ _____ on the blue waves.
- 4 The _____ comes to Brian and says, "Let's _____!"
- 5 They play together with the _____s.

5. Story



Track 20



Ray makes a train and a rail with clay.

They are his toys. He likes to play with them.

But his dad wants to go fishing.

Ray and his dad go out to the sea in their green boat.

Ray helps his dad and Dad says, "Good boy!"

There is a gray cloud in the sky. Suddenly it starts to rain.

Dad puts his coat on Ray.



Ray is in his bed. He has a cold.

Dad gives him a nice pillow and points to the window.

Ray looks out of the window. The white snow is on the tree.

And their dog wags its tail under the tree.

Mom comes in with a tray.

There is some hot tea and toast on the tray.

Mom and Dad pray for Ray by his bed.

Unit 5 ow ou

1. Learn

Track 21



Listen and repeat.



cow



house



Trace the letters and read the words.



cow

cow



house

house

2. Learn More

Track 22



Listen and repeat.



cow



owl



gown



brown



crown



clown



house



mouse



blouse



cloud



mouth



count

3. Practice



Fill in the circle next to the right word for the picture.



- blow
- blouse



- owl
- foul



- gown
- noun



- mouse
- mouth



- crowd
- cloud



- clown
- crown



- count
- mount




- brown
- drown




Look at the picture and circle the letters to make a word.
Then write the word on the line.

cr
r
ow
n




h
ou
ow
s
c
e




m
au
ou
s
c
e




k
c
ow
ou



cl
ow
au
n
m



bl
au
ou
s
c
e



4. Listen & Do

Track 23



Listen to the sentence and circle the correct answer.

T - True F - False

1



T

F

2



T

F

3



T

F

4



T

F

5



T

F

6



T

F

7



T

F

8



T

F



Listen to the sentence and fill in the missing word.



- 1 A black _____ snores on the branch.
- 2 The _____ on the ranch is black and white.
- 3 There are white _____s in the sky.
- 4 A _____ rope is on the bench.

5. Read & Do



Write the word to complete the sentence.

crown

count

clown

gown



The _____₁ holds many green leaves.



The boy _____₂s the frogs in the lake.



The blue _____₃ is under the bed.



The prince puts his night _____₄ on the pillow.

What sentence do you make?


The _____₁ _____₂s the _____₃s and the _____₄s.



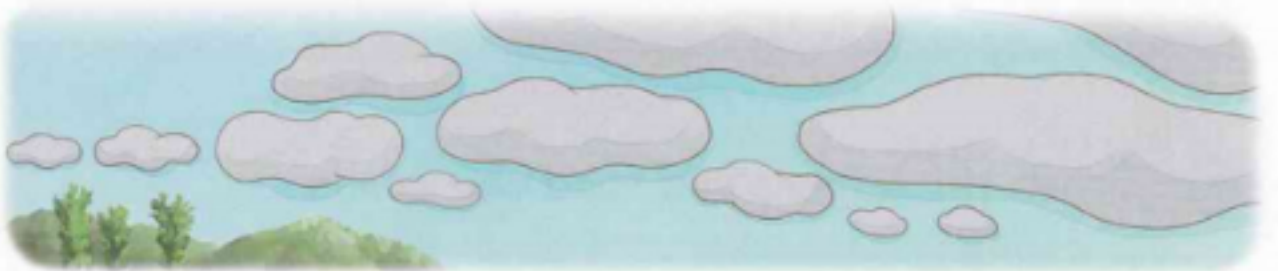
Unscramble the word to complete the sentence.



The king gives his _____ to the prince. (c r w o n)



There are many _____s on the ranch. (o c w)



The gray _____s are in the sky. (l c d o u)



The snake opens its _____. (t h m o u)

Unit 6 *ir er ur*

1. Learn

Track 25



Listen and repeat.



bird



letter



turtle



Trace the letters and read the words.



bird

bird



letter

letter



turtle

turtle

2. Learn More

Track 28



Listen and repeat.



bird



girl



skirt



shirt



letter



singer



soccer



teacher



turtle



purple



nurse



purse

3. Practice



Fill in the circle next to the right word for the picture.



- soker
- soccer



- skirt
- shirt



- nurse
- nerce



- singur
- singer



- berd
- bird



- purse
- perse



- turtle
- tertle



- letter
- lettur



Look at the picture and circle the letters to make a word.
Then write the word on the line.

p
er
ur
p
l
f
e



t
i
ea
ch
er
ur



sh
ur
ir
er
t



c
s
i
ng
ur
er



f
t
er
ur
t
l
e



c
g
ir
er
l



4. Listen & Do

Task 27



Listen to the sentence and circle the correct answer.

T - True F - False

1  T
F

2  T
F

3  T
F

4  T
F

5  T
F


6  T
F

7  T
F

8  T
F



Listen to the sentence and fill in the missing word.



- 1 Ben is a good _____.
- 2 Mom has a pink blouse and a white _____.
- 3 The man is a math _____.
- 4 The _____ whispers to the boy.

5. Read & Do



Write the word to complete the sentence.

singer


purple

soccer

girl




The _____₁ has a purple skirt.



The name of the _____₂ is 'James'.



The boys play _____₃ on the green grass.



The _____₄ turtle walks slowly on the road.

What sentence do you make?

The _____₁ and the _____₂ play _____₃ with a _____₄ ball.



Unscramble the word to complete the sentence.



The girl gets a _____ from her mom. (t t l e r e)



A frog points to the purple _____. (l t e u r t)



She has five coins in her _____. (u r s p e)



A blue _____ is on the tree. (b d i r)

Unit 7 ar or

1. Learn

Track 29



Listen and repeat.



car



horse



Trace the letters and read the words.



car

car




horse

horse

2. Learn More

Track 30

 Listen and repeat.



car



star



arm



card



park



farmer



horse



fork



corn



store



cork



north

3. Practice



Write the correct word for each card.

A collection of 15 cards for a word-matching activity. Each card has a picture at the top and a blank line at the bottom for writing. The cards are arranged in three rows:

- Row 1: A spade card, a star, a fork, a yellow car, and a cup.
- Row 2: A red heart card, a corn cob, a cow, and a hand.
- Row 3: A snowman, a farmer, a shop, a person at a fountain, and a four of hearts card.

The word "star" is already written on the second card in the first row. The word "card" is already written on the first card in the second row.



Circle the word with the same double letter sound as the picture.



cork

card



park

fork



store

star



horse

arm



car

corn



farmer

north



star

north



card



horse

4. Listen & Do

Task 31



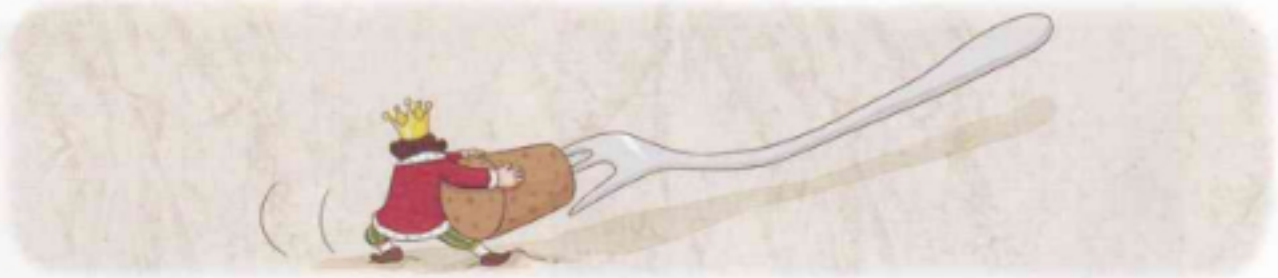
Listen and color the picture which matches with the sentence.





Listen and write the words to complete the sentence.

1



The king pulls the _____ off the _____.

2



The _____ rides a _____ to the _____.

3



Mom buys the yellow _____ in the _____.

4



The man plays with _____ s on the _____.

5. Read & Do



Read the sentence and write the missing letters.



1 Many st ___ s are in the sky!

2 Mom and I come out to see the st ___ s.

Mom hugs me with her ___ ms.

3 Dad comes home in his c ___ .

4 Mom boils the c ___ n for dinner.

I set the f ___ ks on the table.



Read the poem and answer the questions.

Do you see the brown



?

Yes, yes, I do.

It's in the



.

Do you see the tall



?

Yes, yes, I do.

He's in the



.

Do you see the yellow



?

Yes, yes, I do.

It's in the



.



★ Where is the horse?

It's in the _____.

★ Where is the farmer?


He's in the _____.

★ Where is the corn?


It's in the _____.

1. Learn

Track 33

 Listen and repeat.

 book	 moon
---	--

 Trace the letters and read the words.



book

book




moon

moon

2. Learn More

Track 84

 Listen and repeat.



book



cook



hook



foot



wood



look



moon



pool



goose



spoon



food








zoo

3. Practice



Write the words in the correct column.





Circle the word with the same double letter sound as the picture.



food

hook



moon

cook



look

spoon



foot

goose



pool

book



zoo

wood



foot

moon



hook



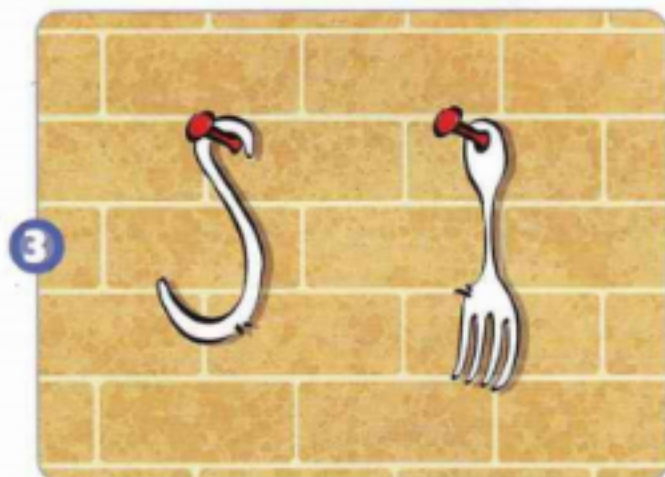

food

4. Listen & Do

Track 35



Listen and color the picture which matches with the sentence.





Listen and write the words to complete the sentence.

1



The boy puts the _____ and the _____ in the box.

2



There is a small _____ in the big _____.

3




The king drops the _____ on his _____.


4



The girl _____s at the _____ in the snow.

5. Read & Do

A  **R**ead the sentence and write the missing letters.



1 The c_____ l_____ks at the m_____.

2 There is a w_____ bench, and he sits on it.

3 The c_____ likes to read a b_____ under the m_____.

4 One g_____ comes to the c_____ and puts its f_____ on his lap.



Read the poem and answer the questions.

Look, look!

Look at the golden



It has a silver



Look, look!

Look at the big



It has a small



Look, look!

Look at the fat



He has a thick



★ What does the goose have? It has a silver _____.

★ What does the zoo have? It has a small _____.

★ What does the cook have? He has a thick _____.


Review 2 ow ~ oo

Track 37



Let's chant!

1. Chant



The clown has a crown.
The mouse has a blouse.
The girl has a skirt.
The singer has a letter.
The nurse has a purse.
The farmer has a car.
The horse has a fork.
The goose has a spoon.



RSP Circus



3. Listen & Do

Track 38



Listen and fill in the correct words.

brown

car

look

mouth

purple

shirt

stars

zoo

1



I have a _____ nose and a red _____.

2



I go to the _____ by _____.

3



I _____ at the _____ in the sky.

4

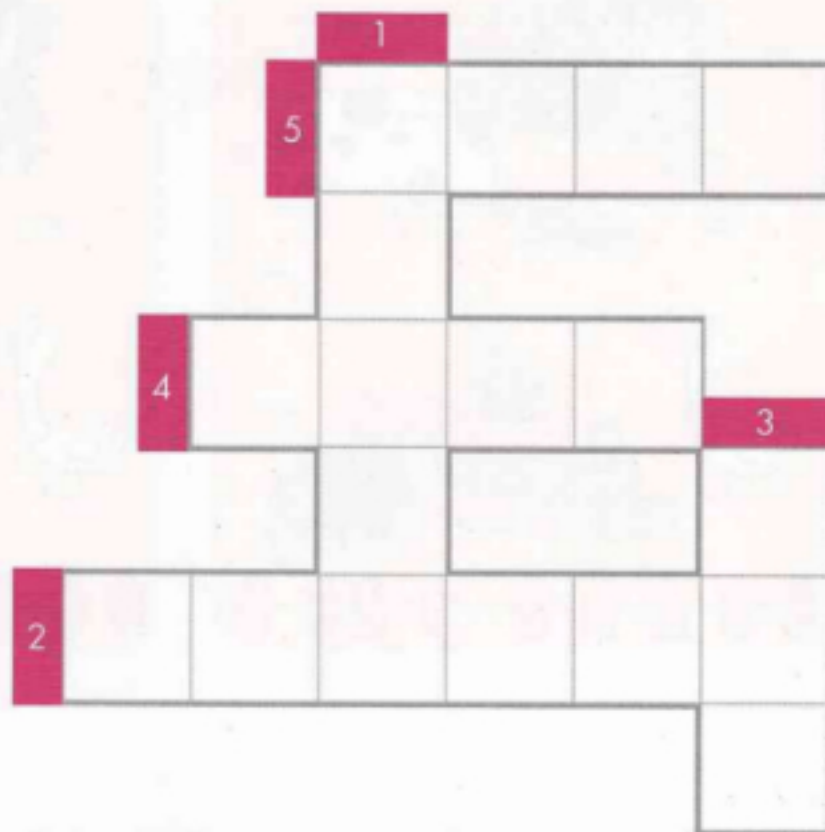


Can I try on that _____ ?



Listen to the sentence and circle the right word.
Write the words in the puzzle.



- 1 The prince puts the (clown / crown) on his head.
- 2 The boys and the girls clap for the (teacher / singer).
- 3 The farmer shows his thick (arm / cow).
- 4 The man cleans the (peel / pool) with the mop.
- 5 The woman picks up the (cork / corn).



4. Read & Do



Find six things in picture A which do not appear in picture B. Write the words on the lines.






Read the story. Then read each sentence below it.
Write the word that completes the sentence.

I go to the toy store with Mom.
It's really fun to look at many toys there.
There is a clown doll with a cute skirt.
"Mom, can I buy a clown doll?" I ask.
"Yes!" Mom says with a smile.
Mom buys a goose doll for the baby
and a book for my brother.
I want to buy a green toy turtle
for my father.
He loves turtles.



- 1 I go to the toy _____ with Mom.
- 2 There is a _____ doll with a cute _____.
- 3 Mom buys a _____ doll for the baby and
a _____ for my brother.
- 4 I want to buy a _____ toy _____ for my father.



Track 40



There is a farm house.
A girl lives there with her father.
Her name is Sally and her father is a farmer.
Sally usually goes north to the store and
buys some food and cooks for her father.
But today her father makes dinner for her. It's her birthday.



Sally wears a white blouse and a purple skirt with yellow stars. And she has a brown crown on her head.

Her father gives her a book, a purse and a card.

They have a party with an owl, a mouse, a turtle, a goose, a bird, a cow and a horse on the farm.

Sally sings for them. She is a good singer. The moon is in the sky!

Go to the Park!

- a. Children are divided into two teams.
- b. Teams take turns rolling a die and moving their counter.
- c. When the team lands on a space, they have to say a word that has the double letter cluster shown.
- d. If the team lands on the space with a sentence, have them read and follow the instruction.
- e. The team that gets to Finish first is the winner.

START

ee

Swim in the **pool**.
Miss one throw.

ea





or

ur

Be a **singer**!
Miss one throw.

ou

Get on the **boat**.
Go ahead 3 spaces.



ow

oy

ir

or

ow



Look at the **horse**.
Go ahead 2 spaces.

ay

oa

oi

ai

1. Play

Take the train.
Go ahead 5 spaces.

oa



ai

ay

ai

oy

er

ir

Look at the cat in the tree.
Miss one throw.

ow

ar

Look at the owl.
Go back 2 spaces.

or

ur

FINISH

oo

oo

Run from the rain.
Miss one throw.

ea

ee

ou

Play soccer.
Miss one throw.

oo

oo

1. Play

oa



ai

Take the train.
Go ahead 5 spaces.

ay

ai

oy

er

ir

Look at the cat in the tree.
Miss one throw.

ow

ar


Look at the owl.
Go back 2 spaces.

or

ur



FINISH



Run from the rain.
Miss one throw.

ea

ee

ou

Play soccer.
Miss one throw.



Challenge ee ~ oo

Track 41



Listen and write the words to complete the conversation.

1 The _____
peanuts are on the
_____.

There is some sweet
_____ next to
the _____s.

2 Dad washes the
_____s with
the _____.

Mom makes the

_____ next to Dad.

Track 42



Listen to the letter for Maya, and write the words on the lines.

soccer	play	horse	toy	mouth	tail
house	green	yellow	card	tree	purple



Dear Maya,

I come to my Grandma's _____ in the summer.
It is very pretty here. I love the _____ trees
and leaves by the house.

Grandma has a big _____ dog with a long,
thin _____. The dog can run fast.

I play _____ with the dog.

Mom and Dad sit under the _____ and _____
a game with _____s. Dad wins the game.

I buy a _____ horse toy for you.

The _____ has a big _____. It's funny.

I hope you'll like the _____.

See you soon.

Love,
Tommy



3. Read & Do



Look at the picture. Name the things with numbers.
Write them on the lines.



1

2

3

4

5

6


7

8

9



Look at the picture and write the sentence for each picture.



The cook puts the meat on the hook.
The girl takes off the yellow coat.
The bees slide on the spoon.
One big star shines next to the moon.




Gail gets mail from her teacher.
It says there is a circus at the park. Gail goes to the circus.
It is fun and she likes the clown very much.
He has a big mouth and long arms.
He wears a green shirt and a pink gown.
He has one big foot. It is funny.



After the circus, Gail helps her mother to cook lunch.
There is meat, corn, peanuts and apples on the table.
Mother boils the corn.

Gail peels the apples and cracks the peanuts.
Then she washes her hands with soap and puts spoons,
forks and knives on the table.

Gail and her mother have a nice lunch!



Test Part 1 : Listening

Track 44



Listen and check the right word. (1~3)



a sea

b tea

c seed



a coin

b coil

c soil



a house

b mouse

c mouth



a book

b hook

c cook



Listen and check the right word for the picture. (4~6)

ex)



a

b

c

4



a

b

c

5




a

b

c

6



a

b

c

Test

Track 46



Listen to each word and write the missing letters. (7~12)


ex)  ➔ peanut

7  ➔ sk t

8  ➔ n th

9  ➔ g se

10  ➔ t tle

11  ➔ wind

12  ➔ t st



Listen and check the right sentence for the picture. (13~15)

ex)



a b

13



a b

14



a b

15



a b



Check the right word for the picture. (16~18)

ex)



- a soccer b singer c teacher

16



- a car b card c corn

17



- a purple b purse c nurse

18



- a pillow b yellow c blow



Check the picture with the matching double letter sound. (19~21)

ex)

oa



19

ir



20

ay



21

ow



Test



Write the word for the picture. (22~27)

ex)



farmer

22



23



24



25



26



27





Write the missing word to complete the sentence for the picture. (28~30)

ex)



A man draws a leaf.

28



There is a pink _____ on the bed.

29



The dog has a long _____.

30



There is hot tea on the _____.

Key Vocabulary



bee



sea



boat



bowl



train



gray



coin



boy



cow



house



bird



letter



turtle



car



horse



book



moon

Answer key
Part 1 1.a 2.b 3.c 4.a 5.b 6.c 7.ir 8.or 9.oo 10.ur 11.ow 12.oo 13.a 14.b 15.b
Part 2 16.b 17.b 18.c 19.c 20.b 21.a 22.jeep 23.brown 24.mail 25.store 26.moon
27.play 28.pillow 29.tail 30.tray

EFL PHONICS



EFL PHONICS is an easy-to-teach five-level series for elementary school children who are studying English as a Foreign Language (EFL).

Key Features

- Specially written for EFL students
- Carefully designed step-by-step approach
- A wide variety of fun activities
- Enriched listening activities
- Supplementary game boards
- Progress Tests included in each book



Components

- Course Book (Included WB)
- Cassette Tape
- Audio CD
- Game Boards
- Flash Cards

Supplements

- Uno Cards (Three Letters)
- Phonics Builder 1, 2, 3

