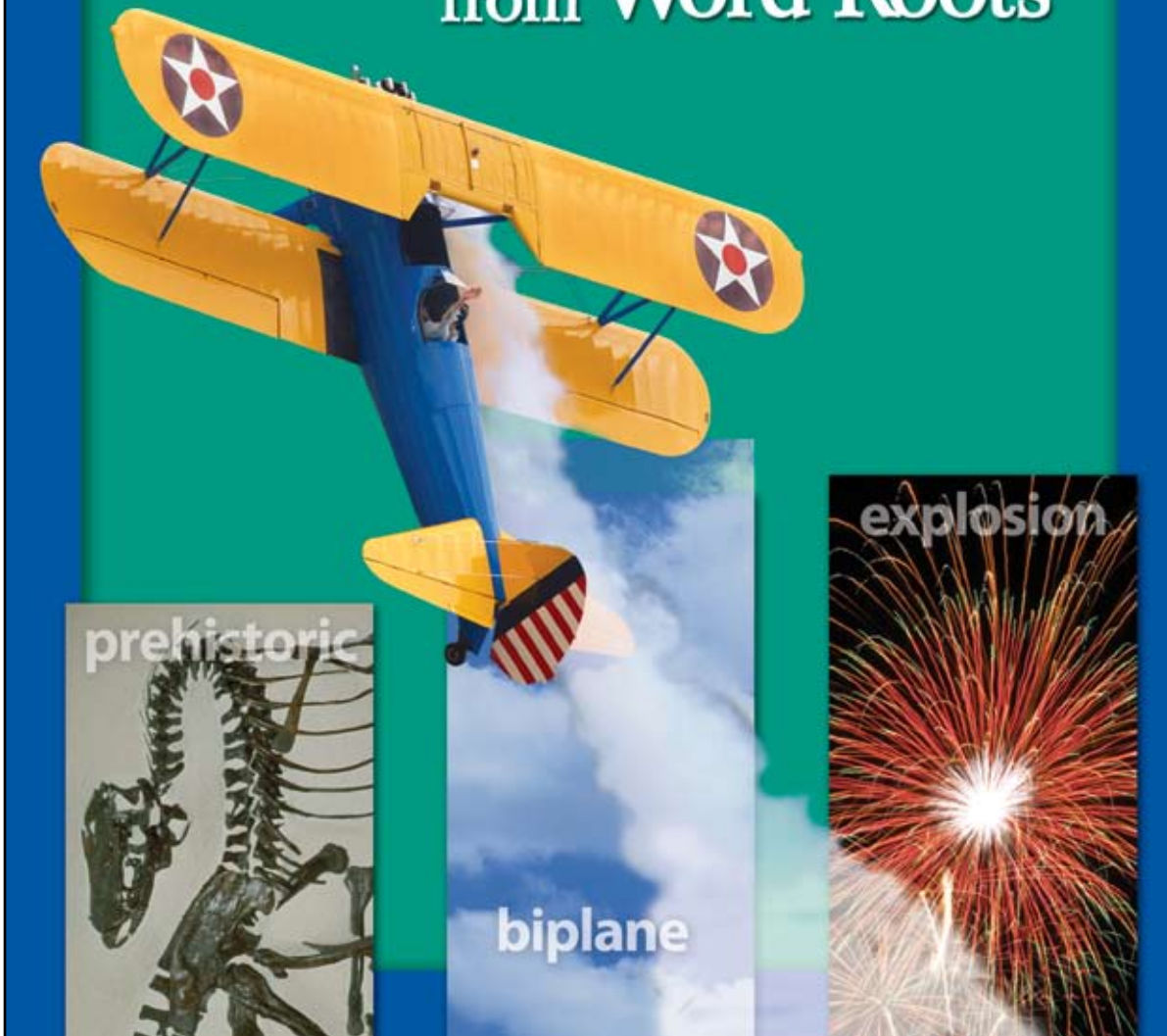


Level 3

Guided Practice  
Book

# Building VOCABULARY

from Word Roots



**Authors**

*Timothy Rasinski, Nancy Padak, Rick M. Newton, and Evangeline Newton*

**Teacher Created Materials**  
PUBLISHING

**Editor**

Christine Dugan, M.A. Ed.

**Assistant Editor**

Leslie Huber, M.A.

**Senior Editor**

Lori Kamola, M.S. Ed.

**Editor-in-Chief**

Sharon Coan, M.S. Ed.

**Editorial Manager**

Gisela Lee, M.A.

**Creative Director**

Lee Aucoin

**Cover Design**

Lee Aucoin

**Imaging**

Deb Brown

Robin Erickson

Don Tran

Phil Garcia

**ELL Consultants**

Melina E. Castillo, Ed.D.

Bilingual Curriculum Supervisor

Division of Bilingual Education

and World Languages

Miami-Dade County Public Schools

Carmen Zuñiga Dunlap, Ph.D.

Associate Dean, College of Education

California State University, Fullerton

Karie A. Feldner, M.S. Ed.

Maria Elvira Gallardo, M.A.

**Publisher**

Rachelle Cracchiolo, M.S.Ed.

To order additional copies of this book or any other Teacher Created Materials products, go to [www.tcmpub.com](http://www.tcmpub.com) or call 1-800-858-7339.

***Teacher Created Materials Publishing***

5301 Oceanus Drive

Huntington Beach, CA 92649-1030

[www.tcmpub.com](http://www.tcmpub.com)

**ISBN 978-0-7439-0653-1**

© 2007 Beach City Press

Reprinted, 2008

Made in U.S.A.

No part of this publication may be reproduced in whole or part, stored in any retrieval system, or transmitted in any form or by any means, electronic, mechanical, photocopying, recording, or otherwise, without written permission from the publisher.

**Unit I: Compounds and Prefixes**

Lesson 1: Two-Syllable Compound Words	4
Lesson 2: Three-Syllable Compound Words	9
Lesson 3: Prefix <i>un-</i> = “not”	14
Lesson 4: Prefix <i>re-</i> = “back, again”	19
Lesson 5: Prefix <i>pre-</i> = “before”	24
Unit I Review	29

**Unit II: Latin Prefixes**

Lesson 6: Negative Prefix <i>in-</i> = “not”	34
Lesson 7: Negative Prefixes <i>im-, il-</i> = “not”	39
Lesson 8: Prefix <i>ex-</i> = “out”	44
Lesson 9: Prefix <i>sub-</i> = “under, below”	49
Lesson 10: Prefixes <i>co-, con-</i> = “with, together”	54
Unit II Review	59

**Unit III: Essential Latin and Greek Bases**

Lesson 11: Latin Bases <i>vid, vis</i> = “see”	64
Lesson 12: Latin Base <i>port</i> = “carry”	69
Lesson 13: Latin Bases <i>fin, finit</i> = “end, limit, term”	74
Lesson 14: Latin Bases <i>mov, mot, mobil</i> = “move”	79
Lesson 15: Greek Bases <i>graph, gram</i> = “write, draw”	84
Unit III Review	89

**Unit IV: A Glance at Suffixes**

Lesson 16: Suffix <i>-less</i> = “without”	94
Lesson 17: Suffix <i>-ful</i> = “full of”	99
Lesson 18: Suffix <i>-er</i> = “more”	104
Lesson 19: Suffix <i>-est</i> = “most”	109
Lesson 20: Suffix <i>-ly</i> = “in a _____ way or manner”	114
Unit IV Review	119

**Unit V: Latin Number Prefixes**

Lesson 21: Latin Number Prefixes <i>uni-, unit-</i> = “one”	124
Lesson 22: Latin Number Prefix <i>bi-</i> = “two”	129
Lesson 23: Latin Number Prefix <i>tri-</i> = “three”	134
Unit V Review	139



## Part A: Meet the Root



## Divide and Conquer

**Directions:** “Divide” two-syllable compound words into two words. Then “conquer” them by writing the meaning of the compound words.

	base word	base word	compound word means
1. bedroom	bed	room	room for a bed
2. footprint	_____	_____	_____
3. mailbox	_____	_____	_____
4. backpack	_____	_____	_____
5. sidewalk	_____	_____	_____
6. shoelace	_____	_____	_____
7. carsick	_____	_____	_____
8. skateboard	_____	_____	_____
9. tiptoe	_____	_____	_____
10. sailboat	_____	_____	_____

**Part B:**  
Combine and Create

## Solving Riddles

**Directions:** Here are some riddles. The answers are compound words.

I am a box. Mail gets put in me.

I am a \_\_\_\_\_.

I am an animal. I swim in water. My color is gold.

I am a \_\_\_\_\_.

My second part means a trim. My first part is on your head.

I am a \_\_\_\_\_.

I am a machine. I fly in the sky.

I am an \_\_\_\_\_.

I am flat. You can stand on me. I let you skate.

I am a \_\_\_\_\_.





**Part C:**  
Read and Reason


## Advice Column

**Directions:** Read the following advice column and follow Adelia Advice's suggestion to think of some other compound words you might already know.

Dear Adelia Advice,

At school, I am having some trouble understanding compound words. What are they?

Your Friend,  
*Confused Compound*



Dear Confused Compound,  
Have you ever woken up to a beautiful morning and felt the sun's light hit your face? (sunlight) Have you ever walked along the beach making prints with your bare feet? (footprints) Have you ever seen a fish that is gold? (goldfish) Do you carry your school books in a pack strapped to your back? (backpack)

Compound words are two words put together to make one word. Most often, they seem to fit together, like the suggestions above.

Your Friend,  
*Adelia Advice*

Can you list compound words you might already know?

_____	_____
_____	_____
_____	_____
_____	_____

Part D:  
Extend and Explore



## Making Compound Words

**Directions:** Combine the words at the bottom of the page to make compound words that mean the following:

1. A place for recreation \_\_\_\_\_
2. Below the earth \_\_\_\_\_
3. A friend to have fun with \_\_\_\_\_
4. Someone on the same side as you \_\_\_\_\_
5. Someone you learn with \_\_\_\_\_
6. A place in a school \_\_\_\_\_
7. Someone you live with \_\_\_\_\_
8. A place to sleep \_\_\_\_\_



### Words

bed    class    ground    mate    play    room    team    under



**Part E:**  
Go for the Gold!

## Nine Square Wordo

**Directions:** This game is like Bingo. First, choose a free box and mark it with an X. Then choose eight of the twelve words from the word list provided by your teacher and write one word in each box. You can choose the box for each word. Then, your teacher will give a clue for each word. Make an X in the box for each word you match to the clue. If you get three words in a row, column, or diagonal, call out, “Wordo!”




Part A:  
Meet the Root



## Divide and Conquer

**Directions:** “Divide” three-syllable compound words into two words. Then “conquer” them by writing the meaning of the compound words.

	base word	base word	compound word means
1. honeybee	<u>honey</u>	<u>bee</u>	<u>bee that makes honey</u>
2. loudspeaker	_____	_____	_____
3. lawnmower	_____	_____	_____
4. trailblazer	_____	_____	_____
5. fingernail	_____	_____	_____
6. lowercase	_____	_____	_____
7. uppercase	_____	_____	_____
8. waterfall	_____	_____	_____
9. scorekeeper	_____	_____	_____
10. watercolors	_____	_____	_____



## Part B: Combine and Create

### Making and Writing Words

**Directions:** Look at the clues. Write a word that fits the clue. You can only use the vowels and consonants listed. The special word uses all the letters.

Consonants: b, d, h, r, s

Vowels: e, i, o, u


1. Its bed is a nest. (four letters) \_\_\_\_\_
2. Where we sleep at night (three letters) \_\_\_\_\_
3. Add one letter to #1 to make more than one bird. \_\_\_\_\_
4. A small building used to store things (four letters) \_\_\_\_\_
5. A larger building where people live (five letters) \_\_\_\_\_

**Special Word:** the #5 for a #1

\_\_\_\_\_



Part C:  
Read and Reason



## A Compound Poem

**Directions:** Read the poem and find all the compound words.

Some words go together  
 In any kind of weather.  
 Animals have compounds  
 That are sometimes nouns.  
 Bees live in a hive—beehive.  
 Birds can live in a house—birdhouse.  
 Honey comes from bees—honeybees.  
 Honey can come on a comb—honeycomb.  
 Some words go together  
 In any kind of weather.

---



---



---



---





**Part D:**  
Extend and Explore

## Word Skits

**Directions:** With one or more partners, choose a word from “Divide and Conquer” on page 9.

Write the word and its definition on an index card.

Work together to create a skit to show the meaning of the word—without talking!

Show your skit to others. See if they can guess your word.



## Part E:

## Go for the Gold!



## Nine Square Wordo


**Directions:** This game is like Bingo. First, choose a free box and mark it with an X. Then choose eight of the twelve words from the word list provided by your teacher and write one word in each box. You can choose the box for each word. Then, your teacher will give a clue for each word. Make an X in the box for each word you match to the clue. If you get three words in a row, column, or diagonal, call out, “Wordo!”




**Part A:**  
Meet the Root

## Divide and Conquer

**Directions:** Divide and conquer the words. Remember, *un-* means "not."



	prefix means	base is	word means
1. unpacked	<u>not</u>	<u>packed</u>	<u>not packed</u>
2. unbuttoned	_____	_____	_____
3. unclean	_____	_____	_____
4. unlocked	_____	_____	_____
5. unhappy	_____	_____	_____
6. unable	_____	_____	_____
7. untidy	_____	_____	_____
8. unwrapped	_____	_____	_____
9. unchanged	_____	_____	_____
10. unequal	_____	_____	_____



## Part B: Combine and Create



### Add a Prefix

**Directions:** The prefix *un-* can be added to one word in each sentence. Find the word. Write it with the prefix *un-*. Then rewrite the sentence with the new *un-* word so that it makes sense.



1. Rick is able to walk one mile.

Un+ : \_\_\_\_\_

New sentence: \_\_\_\_\_

2. She had to fold the sheets to put them on the shelf.

Un+ : \_\_\_\_\_

New sentence: \_\_\_\_\_



3. We locked the door when we left the house.

Un+ : \_\_\_\_\_

New sentence: \_\_\_\_\_

4. I wrapped the new puppy with a blanket so he could sleep.

Un+ : \_\_\_\_\_

New sentence: \_\_\_\_\_



**Part C:**  
Read and Reason

## Short Story

**Directions:** Read the short story below, and then answer the questions that follow.

Our basketball team last year was pretty good! After nine games, we were unbeaten and untied. We were unbeatable—until our last game. That’s when our season unraveled. Everything came unglued. We were behind by one point with just ten seconds left. Our star player had the ball and was heading for an easy slam dunk. But his shoe laces were untied. He tripped and fell. Needless to say, he was unable to make that basket that we needed so badly. We finally lost a game. It was such an unusual event that we didn’t know how to act. Some of us cried. Others were stunned. Even our fans felt uneasy about our loss. Although we were unhappy, we all knew we had an unbelievable season—one that we would never forget.



1. What was the team’s final record? \_\_\_\_\_
2. In this story, what do *unraveled* and *unglued* mean? \_\_\_\_\_  
\_\_\_\_\_
3. Have you ever felt uneasy about something? Describe a time when you felt uneasy. \_\_\_\_\_  
\_\_\_\_\_
4. Think of an *un-* word that means the same as “one that we would never forget.” \_\_\_\_\_

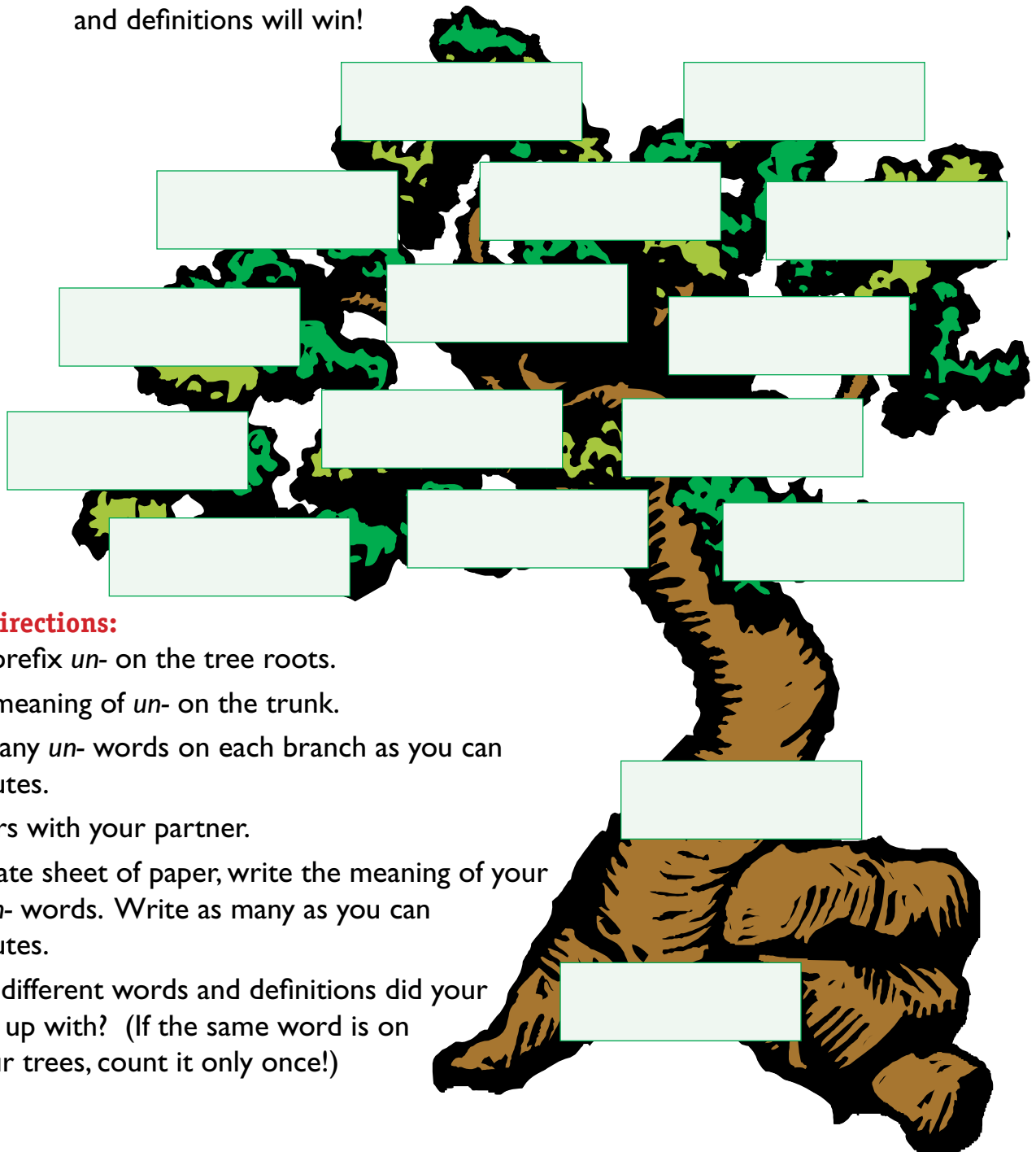


Part D:  
Extend and Explore



## "Timed" Word Trees

**Directions:** Work with a partner to fill the tree with *un-* words. You and your partner are a team. The team that brainstorms the most words and definitions will win!



**Follow these directions:**

1. Write the prefix *un-* on the tree roots.
2. Write the meaning of *un-* on the trunk.
3. Write as many *un-* words on each branch as you can in two minutes.
4. Trade papers with your partner.
5. On a separate sheet of paper, write the meaning of your partner's *un-* words. Write as many as you can in two minutes.
6. How many different words and definitions did your team come up with? (If the same word is on both of your trees, count it only once!)



**Part E:**  
Go for the Gold!

## Nine Square Wordo

**Directions:** This game is like Bingo. First, choose a free box and mark it with an X. Then choose eight of the twelve words from the word list provided by your teacher and write one word in each box. You can choose the box for each word. Then, your teacher will give a clue for each word. Make an X in the box for each word you match to the clue. If you get three words in a row, column, or diagonal, call out, "Wordo!"


Part A:  
Meet the Root



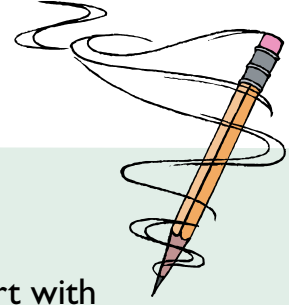
## Divide and Conquer

**Directions:** "Divide" words into prefixes and base words.  
Then "conquer" them by writing the meaning of the words.

	prefix means	base is	word means
1. repay	<u>back</u>	<u>pay</u>	<u>pay back</u>
2. reenter	_____	_____	_____
3. reread	_____	_____	_____
4. remake	_____	_____	_____
5. rebuild	_____	_____	_____
6. recount	_____	_____	_____
7. recharge	_____	_____	_____
8. refill	_____	_____	_____
9. rewrite	_____	_____	_____
10. restate	_____	_____	_____



## Part B: Combine and Create



### Prefix Clues

**Directions:** Work with a partner. Make words that start with *re-* and that have the given letter as the third letter. Make sure the words have something to do with "again."



1. C: *re* + \_\_\_\_\_ = \_\_\_\_\_
2. F: *re* + \_\_\_\_\_ = \_\_\_\_\_
3. P: *re* + \_\_\_\_\_ = \_\_\_\_\_
4. S: *re* + \_\_\_\_\_ = \_\_\_\_\_

**Directions:** Use the words from numbers one through four above. Tell what the words mean. Be sure to use "again."



5. The word is \_\_\_\_\_. It means \_\_\_\_\_.
6. The word is \_\_\_\_\_. It means \_\_\_\_\_.
7. The word is \_\_\_\_\_. It means \_\_\_\_\_.
8. The word is \_\_\_\_\_. It means \_\_\_\_\_.

**Directions:** Fill in the blanks with words that start with *re-*.

9. My sister's block tower fell down, so she had to \_\_\_\_\_ it.
10. I lost my homework, so I had to \_\_\_\_\_ it.
11. We have so many plants that we need to \_\_\_\_\_ the watering can three times.
12. I lost track of how many baseball cards I have, so now I need to \_\_\_\_\_ them.



**Part C:**  
Read and Reason**Poem**

**Directions:** Read this short poem about the *re-* prefix several times until you think you can read it with good phrasing and expression.

**Re-** is a prefix that I love to see,  
Because it means to do things repeatedly.  
I rebuild my fort when it falls down.  
I return to the circus each year for the clowns.  
I reread my book before taking a test,  
And reruns on TV are often the best.  
So if you want to do something again and again,  
**Re-** is the prefix for you, my friend!



Draw a picture of something you always like to “redo.”

Write a sentence that tells why you like to do it “again and again”!

---



**Part D:**  
Extend and Explore

## Word Reconstruct

**Directions:** Read the clues. Write each new word.



P A I R

1. Add two letters (word means "to fix")

--	--	--	--	--	--

2. Change two letters (word means "to stay")

--	--	--	--	--	--

3. Subtract two letters (word means "what comes in a storm")

--	--	--	--

4. Add one letter (word means "to get into shape")

--	--	--	--	--

5. Add two letters (word means "to get yourself ready for another skill")

--	--	--	--	--	--	--

6. Subtract one letter (word means "to keep or hold back")

--	--	--	--	--	--

7. Subtract three letters (word means "to have run")

--	--	--

**Part E:**  
Go for the Gold!

## Nine Square Wordo

**Directions:** This game is like Bingo. First, choose a free box and mark it with an X. Then choose eight of the twelve words from the word list provided by your teacher and write one word in each box. You can choose the box for each word. Then, your teacher will give a clue for each word. Make an X in the box for each word you match to the clue. If you get three words in a row, column, or diagonal, call out, "Wordo!"




**Part A:**  
Meet the Root

## Divide and Conquer

**Directions:** "Divide" words into prefixes and base words. Then "conquer" them by writing the meaning of the words.



	prefix means	base is	word means
1. preheat	<u>before</u>	<u>heat</u>	<u>heat before</u>
2. predict	_____	_____	_____
3. premixed	_____	_____	_____
4. preshrunk	_____	_____	_____
5. presoak	_____	_____	_____
6. prejudge	_____	_____	_____
7. precook	_____	_____	_____
8. prefix	_____	_____	_____
9. prewashed	_____	_____	_____
10. prepay	_____	_____	_____



Part B:  
Combine and Create



## Odd Word Out

**Directions:** Look at the four words. Write the one that doesn't belong on the line. Then write how the other words are the same.

precook

preheat

premixed

pretest

1. The word that doesn't belong is \_\_\_\_\_ .

The other words are the same because \_\_\_\_\_ .

\_\_\_\_\_ .

prehistoric

preshrink

presoak

prewash

2. The word that doesn't belong is \_\_\_\_\_ .

The other words are the same because \_\_\_\_\_ .

\_\_\_\_\_ .

premature

premed

premixed

prenatal

3. The word that doesn't belong is \_\_\_\_\_ .

The other words are the same because \_\_\_\_\_ .

\_\_\_\_\_ .

**Directions:** *Pre-* means "before." Tell what these words mean. Be sure to use "before" in the definition.

4. Prehistoric means \_\_\_\_\_ .

5. Prepackage means \_\_\_\_\_ .

6. Preshrink means \_\_\_\_\_ .

7. Preview means \_\_\_\_\_ .

8. Prejudge means \_\_\_\_\_ .



**Part C:**  
Read and Reason

## Poem

**Directions:** Read the poem in the arrow. Can you write your own poem about *pre-* by using the words precook, pretest, and preview?

*Pre means before.  
Prefix,  
before  
word to modify  
its meaning.  
Pregame,  
before  
the game.  
Pre means before.*

---

---

---

---

---

---

---

---

---

---

Part D:  
Extend and Explore



## Word Invention Riddles

**Directions:** Work with a partner to invent new *un-*, *re-*, and *pre-* words. Follow these directions.

1. Make up words using the prefixes *un-*, *re-*, and *pre-*.
2. Choose one of your invented words to create a riddle.
3. Write the invented word.
4. Write three clues to help others figure it out.
5. One of the clues must describe the meaning of the prefix.
6. Choose one invented word riddle to share with the class. See if they can figure it out!

Here is an example:

Clues:

1. It is an animal that gallops.
2. It gallops before breakfast.
3. It has a long tail.

Invented Word: *prehorse*



Now you try it!

Clues:

1. \_\_\_\_\_
2. \_\_\_\_\_
3. \_\_\_\_\_

Invented Word: \_\_\_\_\_



**Part E:**  
Go for the Gold!

## Nine Square Wordo

**Directions:** This game is like Bingo. First, choose a free box and mark it with an X. Then choose eight of the twelve words from the word list provided by your teacher and write one word in each box. You can choose the box for each word. Then, your teacher will give a clue for each word. Make an X in the box for each word you match to the clue. If you get three words in a row, column, or diagonal, call out, "Wordo!"


Part A:  
Meet the Root



## Divide and Conquer

**Directions:** Your teacher will give you a list of words. “Divide” words into word units (either as the two parts of a compound word or as a prefix and a base word). Then “conquer” them by writing the meaning of the words.

	word	word unit	word unit	word means
1.	_____	_____	_____	_____
2.	_____	_____	_____	_____
3.	_____	_____	_____	_____
4.	_____	_____	_____	_____
5.	_____	_____	_____	_____
6.	_____	_____	_____	_____
7.	_____	_____	_____	_____
8.	_____	_____	_____	_____
9.	_____	_____	_____	_____
10.	_____	_____	_____	_____



**Part B:**  
Combine and Create

## Making New Words

**Directions:** Can the prefix be added to the base to make a word? If it can, put an X in the box. If it can't, leave the box blank.

	<i>pre-</i>	<i>re-</i>	<i>un-</i>
cook			
fold			
heat			
hook			
lock			
pack			
test			
view			

Part C:  
Read and Reason



# What's the Difference?

**Directions:** Work with a partner. Write about the differences between these pairs of words.

Word Pair	Differences
precook	<hr/>
recook	<hr/>
preview	<hr/>
review	<hr/>
refold	<hr/>
unfold	<hr/>
pretest	<hr/>
retest	<hr/>
	<hr/>
	<hr/>



**Part D:**  
Extend and Explore

## Word Search

**Directions:** Find the words listed below in the word search. Search diagonally, horizontally, vertically, or backwards.

BACKSTOP  
EYEBALL  
FINGERNAIL  
FIREFIGHTER

BIRDHOUSE  
LOPSIDED  
PREPAY  
SIDEWALK

EVERYDAY  
NOSEBLEED  
REFUND  
UNLOCK

R	D	T	F	R	X	L	N	L	F	P	G	L	K	E
D	N	U	F	E	R	S	R	I	P	O	Q	O	K	G
V	K	R	E	A	R	W	N	C	L	T	V	P	C	B
F	Y	E	P	E	U	G	F	O	G	S	U	S	O	O
P	H	A	M	T	E	W	M	G	X	K	H	I	L	R
S	D	A	P	R	C	O	R	I	K	C	L	D	N	A
E	N	E	N	E	V	E	R	Y	D	A	Y	E	U	N
S	Y	A	E	L	R	A	Y	K	D	B	B	D	U	M
S	I	E	X	L	O	P	L	F	O	K	I	H	U	U
L	C	O	B	J	B	A	X	M	I	N	N	R	F	Z
C	I	B	B	A	W	E	S	U	O	H	D	R	I	B
F	H	Q	H	E	L	U	S	X	T	E	Z	G	L	D
Y	Y	V	D	W	F	L	T	O	R	V	C	D	Q	X
I	F	I	L	Q	B	V	Q	F	N	A	Y	H	G	C
K	S	D	J	R	E	T	H	G	I	F	E	R	I	F

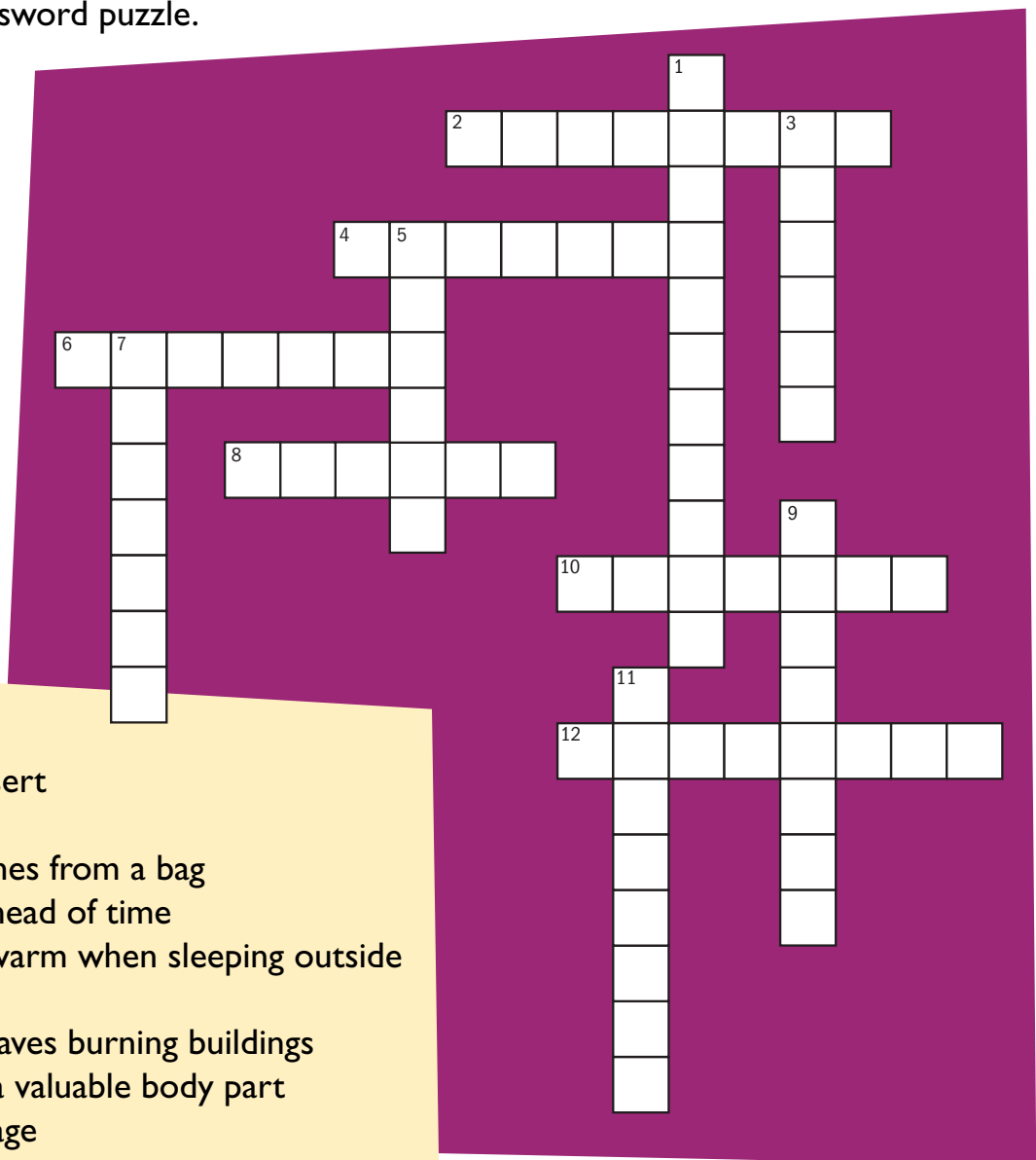


Part E:  
Go for the Gold!



# Crossword Puzzle

**Directions:** Read the clues and complete the crossword puzzle.



**Across**

- 2. crooked
- 4. small, tasty dessert
- 6. a look ahead
- 8. to remove clothes from a bag
- 10. prepare food ahead of time
- 12. a way to keep warm when sleeping outside

**Down**

- 1. a person who saves burning buildings
- 3. protection for a valuable body part
- 5. to open a package
- 7. check the number
- 9. an orange swimmer
- 11. used for transportation



**Part A:**  
Meet the Root

**Divide and Conquer**

**Directions:** "Divide" each word into a prefix and a base. Then "conquer" them by writing the meaning of the words.



	prefix means	base is	word means
1. incorrect	<u>not</u>	<u>correct</u>	<u>not correct</u>
2. inexpert	_____	_____	_____
3. inhuman	_____	_____	_____
4. insane	_____	_____	_____
5. insincere	_____	_____	_____
6. inflexible	_____	_____	_____
7. infirm	_____	_____	_____
8. inactive	_____	_____	_____
9. incomplete	_____	_____	_____
10. informal	_____	_____	_____

Part B:  
Combine and Create



## Solving Riddles

**Directions:** Solve the riddles with words that begin with *in-*.

1. I mean “wrong.”

I have three syllables. \_\_\_\_\_

2. I mean “something that is stiff and cannot be bent.”

An example of me is concrete.

I have four syllables. \_\_\_\_\_

3. I mean “something you cannot see.”

My opposite is “visible.”

I have four syllables. \_\_\_\_\_



4. I mean “something that is not finished.”

An example of me is a house that doesn’t  
have a roof.

I have three syllables. \_\_\_\_\_



**Part C:**  
Read and Reason

## "The Indirect (not direct) I'm Sorry"

**Directions:** Read the poem. Then write a story to describe what happens in the poem. Use prefixes correctly in your story.

I'm in trouble when  
 Mom calls me "Mister." Mom says,  
 "Hey, that's indecent, Mister."  
 "Not decent, Mister, that's  
 what you are, Mister."  
 I say, "Mom, you're incorrect!  
 Not the right answer."  
 "Invalid answer, Mister.  
 Not valid.  
 Not correct?  
 Your own mother?"  
 Yikes, Yikes, I think.  
 I'm in trouble now.  
 I add, "Please don't be  
 indirect.  
 I don't get it—  
 be direct with what you mean, Mom.  
 What did I do wrong?"

"You, you, you, Mister,  
 are intolerant.  
 Not following the rules again.  
 Not tolerant."  
 She sighs, "Inexpert, you are.  
 Not expert.  
 Not expert at staying out of trouble,  
 Mister."  
 "Mom," I stop.  
 It's impossible, I think.  
 Not possible.  
 "You're right, Mom,  
 it was improper of me.  
 Not right.  
 Not right at all."  
 I sigh, and offer an indirect  
 "I'm sorry,"  
 looking at the floor.

**Directions:** Work with a partner to write out the story that is told in the poem. Use *in-* words where you can.

---



---



---



---

Part D:  
Extend and Explore



## Word Pyramid

**Directions:** Choose an *in-* word. Work alone or with a partner to make a word pyramid.

Word

Two antonyms

Three synonyms

Definition

Sentence



**Part E:**  
Go for the Gold!

## Nine Square Wordo

**Directions:** This game is like Bingo. First, choose a free box and mark it with an X. Then choose eight of the twelve words from the word list provided by your teacher and write one word in each box. You can choose the box for each word. Then, your teacher will give a clue for each word. Make an X in the box for each word you match to the clue. If you get three words in a row, column, or diagonal, call out, "Wordo!"


Part A:  
Meet the Root



## Divide and Conquer

**Directions:** "Divide" words into prefixes and base words. Then "conquer" them by writing the meaning of the words.

	prefix means	base is	word means
1. impolite	not	polite	not polite
2. impatient	_____	_____	_____
3. illegal	_____	_____	_____
4. illogical	_____	_____	_____
5. immature	_____	_____	_____
6. illegible	_____	_____	_____
7. immobile	_____	_____	_____
8. illiterate	_____	_____	_____
9. immodest	_____	_____	_____
10. improper	_____	_____	_____



**Part B:**  
Combine and Create

## Make-a-Word

**Directions:** Choose the correct prefix for each of the word definitions below.



Not legible = \_\_\_\_\_

Not mortal = \_\_\_\_\_

Not patient = \_\_\_\_\_

Not perfect = \_\_\_\_\_

Not legal = \_\_\_\_\_

Not regular = \_\_\_\_\_

Not polite = \_\_\_\_\_

Not pure = \_\_\_\_\_

Not proper = \_\_\_\_\_



Part C:  
Read and Reason

## Fill in the Blanks

**Directions:** Fill in the blanks for this story with words that make sense.



October 9, 2006

In Westburgh today, an \_\_\_\_\_

(immobile, illiterate) bicyclist, who had stopped at the stop sign on Turner Street, was hit by a car. The driver of the car, a new and \_\_\_\_\_ (illegible, inexperienced) driver, said that it was his first time behind the wheel.

The police report claims that the driver's stop was \_\_\_\_\_ (immodest, illegal). The driver "rolled through" the stop sign.

The driver even admits that his decision was \_\_\_\_\_ (illogical, immodest). He stated, "I did not really think my decision through. I know it was not very wise. I'm very sorry for my mistake. I'm thankful the bicyclist is not hurt."



**Part D:**  
Extend and Explore

## Word Questions

**Directions:** Look over the words in "Divide and Conquer" on page 39. Then answer these questions.

1. Pick out a word whose meaning you already know.

Write the word. \_\_\_\_\_

What does it mean? \_\_\_\_\_

2. Pick out a word that you find very interesting, and did not know before.

Write the word. \_\_\_\_\_

What does it mean? \_\_\_\_\_

Why do you find it interesting? \_\_\_\_\_

3. Pick out a new word that you think is very hard.

Write the word. \_\_\_\_\_

What does it mean? \_\_\_\_\_

Tell why you think it is hard. \_\_\_\_\_



## Part E:

## Go for the Gold!



## Nine Square Wordo

**Directions:** This game is like Bingo. First, choose a free box and mark it with an X. Then choose eight of the twelve words from the word list provided by your teacher and write one word in each box. You can choose the box for each word. Then, your teacher will give a clue for each word. Make an X in the box for each word you match to the clue. If you get three words in a row, column, or diagonal, call out, "Wordo!"




**Part A:**  
Meet the Root

## Divide and Conquer

**Directions:** Read the word. Find the word units. Write the meaning of each word unit in the blanks. Then write what the whole word means.



	prefix means	base means	word means
1. expire	<u>out</u>	<u>breathe</u>	<u>breathe out</u>
2. explode	<u>                    </u>	<u>burst</u>	<u>                    </u>
3. exhale	<u>                    </u>	<u>blow</u>	<u>                    </u>
4. export	<u>                    </u>	<u>carry</u>	<u>                    </u>
5. exclude	<u>                    </u>	<u>shut, close</u>	<u>                    </u>
6. extend	<u>                    </u>	<u>stretch</u>	<u>                    </u>
7. expose	<u>                    </u>	<u>put, place</u>	<u>                    </u>
8. expand	<u>                    </u>	<u>spread</u>	<u>                    </u>
9. exclaim	<u>                    </u>	<u>shout</u>	<u>                    </u>
10. expense	<u>                    </u>	<u>pay</u>	<u>                    </u>



**Part B:**  
Combine and Create

**Word Forms**

**Directions:** Use other forms of the words to the left to complete the sentences.

**Explode**

- I put so much air in the balloon that it \_\_\_\_\_.
- When the cannon fired, we could hear the \_\_\_\_\_ from a mile away.

**Explore**

- Astronauts are \_\_\_\_\_ in outer space.
- My friend and I \_\_\_\_\_ the old haunted house.

**Expire**

- The \_\_\_\_\_ date on the milk has passed, so we shouldn't drink it.
- Before we go to the store, my dad looks to see if our coupons have \_\_\_\_\_.

**Exclaim**

- My teacher says I use too many \_\_\_\_\_ marks in my writing!
- Our gym teacher \_\_\_\_\_, "Let the games begin!"

**Directions:** Take the prefix off. Then use the base to make another word with *ex-*. Here is an example:

Include =	<u>in</u>	+	<u>clude</u>	Word with <i>ex-</i> :	<u>exclude</u>
Inhale =	_____	+	_____	Word with <i>ex-</i> :	_____
Import =	_____	+	_____	Word with <i>ex-</i> :	_____
Interior =	_____	+	_____	Word with <i>ex-</i> :	_____
Internal =	_____	+	_____	Word with <i>ex-</i> :	_____



## Part C: Read and Reason

### Ex Poetry

**Directions:** Practice the poem with a partner until you can read it well. You can add motions to the poem. Read it out loud. Use the motions.

Ex- means  
Out.  
So step out,  
Shout out!  
Out!  
Exclaim  
Your  
Name.  
Shout it,  
Out!  
Say it  
Loud!



Ex- means  
Out.  
So step out,  
Shout out!  
Out!  
Exhale,  
Breathe deep,  
Let it out!  
Breathe in,  
Breathe out,  
Who-oo-ee!  
Ex- means  
Out!  
Out!

Part D:  
Extend and Explore



## Guessing Game

**Directions:** Work with a partner to complete these sentences by selecting an *ex-* word from the list. You and your partner are a team. Together, choose one of the sentences to read out loud, but skip over the *ex-* word. See if your classmates can guess the missing word.



1. While I was trying to \_\_\_\_\_  
 \_\_\_\_\_
2. How do you know if \_\_\_\_\_  
 \_\_\_\_\_
3. Where in the world can \_\_\_\_\_  
 \_\_\_\_\_
4. What would you think about \_\_\_\_\_  
 \_\_\_\_\_
5. Why should \_\_\_\_\_  
 \_\_\_\_\_



**Part E:**  
Go for the Gold!

## Nine Square Wordo

**Directions:** This game is like Bingo. First, choose a free box and mark it with an X. Then choose eight of the twelve words from the word list provided by your teacher and write one word in each box. You can choose the box for each word. Then, your teacher will give a clue for each word. Make an X in the box for each word you match to the clue. If you get three words in a row, column, or diagonal, call out, "Wordo!"




Part A:  
Meet the Root

## Divide and Conquer

**Directions:** "Divide" each word into a prefix and a base. The meanings of the bases have been provided. Then "conquer" them by writing the meaning of the words.

	prefix means	base means	word means
1. submarine	<u>under</u>	<u>sea</u>	<u>a boat that travels under sea</u>
2. submerge	<u>                    </u>	<u>plunge</u>	<u>                    </u>
3. subtract	<u>                    </u>	<u>draw, pull</u>	<u>                    </u>
4. submit	<u>                    </u>	<u>send</u>	<u>                    </u>
5. subhuman	<u>                    </u>	<u>human</u>	<u>                    </u>
6. subtitle	<u>                    </u>	<u>title</u>	<u>                    </u>
7. subplot	<u>                    </u>	<u>plot</u>	<u>                    </u>
8. subzero	<u>                    </u>	<u>zero</u>	<u>                    </u>
9. substandard	<u>                    </u>	<u>standard</u>	<u>                    </u>
10. subterranean	<u>                    </u>	<u>earth</u>	<u>                    </u>



## Part B: Combine and Create

### Replacement Words

**Directions:** Replace the bold word in each sentence with a word that begins with *sub-*. Your new sentence might mean something different, but it should still make sense.



1. Let's go downtown on the **bus**. \_\_\_\_\_
2. In math class, we learn to **add** numbers. \_\_\_\_\_
3. Tomorrow, we will have **freezing** temperatures. \_\_\_\_\_
4. Tigers and leopards are both **types** of cats. \_\_\_\_\_

**Directions:** Think about the meanings below. Write words that fit the meanings and that begin with *sub-*.

5. Below zero \_\_\_\_\_
6. Under the surface \_\_\_\_\_
7. A boat that can go under the sea \_\_\_\_\_
8. A system of travel that goes underground \_\_\_\_\_

**Directions:** *Sub-* can mean "under" or "below." Tell how each of these words has something to do with "under" or "below."

9. Subcommittee \_\_\_\_\_
10. Subfreezing \_\_\_\_\_
11. Subsoil \_\_\_\_\_
12. Substandard \_\_\_\_\_

Part C:  
Read and Reason

## Fill in the Blanks

**Directions:** Choose words from the Word Bank to fill in the blanks for the following journal entry.

October 6, 2006

Dear Diary,

Today at school we learned how to \_\_\_\_\_, which means to reduce one number from another.

The answer is a lower number. We also learned about the \_\_\_\_\_, an underground rail system.

We even watched a movie called *The Three Little Pigs*, but it had \_\_\_\_\_ because the teachers are trying to get us used to Spanish, so they put the words below the picture.


When I got home, I started thinking about my day.

So many words with **sub-** in them. I'll go back to what I wrote above and reread it to try to figure it all out. . .

Sub must mean "beneath" or "below" or something.

Until tomorrow,

*Jane*



## Word Bank

subcommittee

subdivide

subfreezing

subgroup

submarine

subnormal

subsoil

subspecies

substandard

subsurface

subterranean


subtitles

subtract

subtropical

subway

subzero






## Part D: Extend and Explore

### Magic Squares

**Directions:** Work with a partner to complete the magic *sub-* squares. If you are right, the "magic number" will be the same if you add across or down.

- |                |                                     |
|----------------|-------------------------------------|
| A. submerge    | 1 "under" the main heading          |
| B. substitute  | 2 transportation "under" the ground |
| C. substandard | 3 stand "under" for something else  |
| D. subway      | 4 transportation "under" the water  |
| E. submarine   | 5 "under" the usual quality         |
| F. subfreezing | 6 dirt layer "under" the grass      |
| G. subsoil     | 7 push "under"                      |
| H. subtropical | 8 "under" cold                      |
| I. subtitle    | 9 "under" hot                       |



A	B	C
D	E	F
G	H	I

Magic number: \_\_\_\_\_

**Part E:**  
Go for the Gold!

## Nine Square Wordo

**Directions:** This game is like Bingo. First, choose a free box and mark it with an X. Then choose eight of the twelve words from the word list provided by your teacher and write one word in each box. You can choose the box for each word. Then, your teacher will give a clue for each word. Make an X in the box for each word you match to the clue. If you get three words in a row, column, or diagonal, call out, "Wordo!"




**Part A:**  
Meet the Root



## Divide and Conquer

**Directions:** "Divide" each word into a prefix and a base.  
The meanings of the bases have been provided.  
Then "conquer" them by writing the meaning of the words.

	prefix means	base means	word means
1. conserve	<u>with</u>	<u>save, keep</u>	<u>keep or save something</u>
2. contract	<u>                    </u>	<u>pull, draw</u>	<u>                    </u>
3. conduct	<u>                    </u>	<u>lead</u>	<u>                    </u>
4. convene	<u>                    </u>	<u>come</u>	<u>                    </u>
5. coauthor	<u>                    </u>	<u>author</u>	<u>                    </u>
6. cooperate	<u>                    </u>	<u>work</u>	<u>                    </u>
7. construct	<u>                    </u>	<u>build</u>	<u>                    </u>
8. convert	<u>                    </u>	<u>turn</u>	<u>                    </u>
9. concoct	<u>                    </u>	<u>cook</u>	<u>                    </u>
10. coexist	<u>                    </u>	<u>live</u>	<u>                    </u>

Part B:  
Combine and Create



## Odd Word Out

**Directions:** Work with a partner to decide which word in each set doesn't belong. Cross it out. Then write your reasons on the lines.



codefendant      cohesive      cosponsor      coworker

---

---

---

coalition      collection      confer      conference

---

---

---

conduct      collect      cosign      cozy

---

---

---





**Part C:**  
Read and Reason

## Poem

**Directions:** Practice the poem below several times by yourself and with a partner. Then write a paragraph that tells the main idea of the poem and describes activities that you can do with others.

### COOPERATION

Cooperate, cooperate, confer, and convene.  
Let's get together and work as a team.  
When we contract to construct and concoct,  
We're coworkers, birds of a feather, in the same flock!

---

---

---

---

---

---

---

---

---

---







Part D:  
Extend and Explore



## Matching Definitions

**Directions:** Work with a partner to match these *co-* and *con-* words with their definitions.

concentrate  
concoction  
conduct  
conference  
coauthor  
coincidence  
coexist  
coagulate  
contract  
contrast

made from lots of different things  
live side-by-side  
pay close attention  
to lead a band  
agreement  
clot  
opposite  
written by more than one person  
have a meeting  
happen unexpectedly

Now work with a partner to make up your own matches. Think of words that use the prefixes *re-*, *ex-*, or *sub-*. Choose eight words. Write them in the left column. Write their definitions on one of the lines in the right-hand column. Make sure to mix up the definitions. Then trade papers with a friend and see if you can "make a match" with each other's lists.

_____	_____
_____	_____
_____	_____
_____	_____
_____	_____
_____	_____
_____	_____
_____	_____

**Part E:****Go for the Gold!****Nine Square Wordo**

**Directions:** This game is like Bingo. First, choose a free box and mark it with an X. Then choose eight of the twelve words from the word list provided by your teacher and write one word in each box. You can choose the box for each word. Then, your teacher will give a clue for each word. Make an X in the box for each word you match to the clue. If you get three words in a row, column, or diagonal, call out, "Wordo!"


Part A:  
Meet the Root



## Divide and Conquer

**Directions:** Your teacher will give you a list of words. “Divide” each word into a prefix and a base. Then “conquer” them by writing the meaning of the words.

	word	prefix means	base means	word means
1.	_____	_____	_____	_____
2.	_____	_____	_____	_____
3.	_____	_____	_____	_____
4.	_____	_____	_____	_____
5.	_____	_____	_____	_____
6.	_____	_____	_____	_____
7.	_____	_____	_____	_____
8.	_____	_____	_____	_____
9.	_____	_____	_____	_____
10.	_____	_____	_____	_____



**Part B:**  
Combine and Create

## Writing New Words

**Directions:** Which of these prefixes can you add to the bases? Write the new words on the lines.

Prefixes: *in-*, *im-*, *il-*, *ex-*, *sub-*, *co-*, *con-*

1. -tract \_\_\_\_\_
2. -hale \_\_\_\_\_
3. -clude \_\_\_\_\_

Select one of the bases above. Work with a partner to make a word web. First, brainstorm all the words you can think of that have that word part. Then group the words together. Finally, make a word web.



Part C:  
Read and Reason

## Word Ladder: Subtract

**Directions:** Follow the directions to complete the word ladder below.

1. Write the word *subtract*. \_\_\_\_\_
2. Take off the prefix. \_\_\_\_\_
3. Replace one letter to make a word that means “draw over lightly.”  
\_\_\_\_\_
4. Remove one letter to make a word that means “a contest.”  
\_\_\_\_\_
5. Remove one letter to name a playing card. \_\_\_\_\_
6. Change one letter to complete this drink: lemon \_\_\_\_\_
7. Change one letter to make the opposite of #1. \_\_\_\_\_





**Part D:**  
Extend and Explore

## Word Search

**Directions:** Find the words listed below in the word search. Search diagonally, horizontally, vertically, or backwards.

COHABIT  
INTOLERANT  
INCORRECT  
IMMOBILE

EXPIRE  
CONCOCT  
SUBCOMMITTEE  
INFINITE

IMPOLITE  
EXPORT  
COORDINATE  
SUBSTANDARD



T	C	E	R	R	O	C	N	I	F	V	B	Z	P	E
X	E	P	Y	U	D	E	D	K	S	O	X	R	C	L
R	E	U	B	U	W	Q	M	W	T	B	I	O	L	I
A	F	T	A	U	Q	Q	G	Z	Y	N	O	K	J	B
G	S	K	I	Y	P	I	B	N	K	R	O	R	I	O
S	W	U	D	L	E	U	D	I	D	Y	E	S	N	M
Y	S	U	B	C	O	M	M	I	T	T	E	E	T	M
C	J	Q	P	S	V	P	N	I	I	H	G	G	O	I
I	O	W	Y	D	T	A	M	N	A	U	M	U	L	G
U	S	N	S	A	T	A	I	I	D	E	E	V	E	Y
S	A	L	C	E	Q	F	N	O	E	X	L	S	R	G
Q	O	Y	A	O	N	E	T	D	P	P	G	S	A	K
D	D	K	Q	I	C	Z	M	O	A	I	Y	N	N	D
Q	X	N	N	N	A	T	R	Z	C	R	J	I	T	Y
C	O	H	A	B	I	T	R	F	C	E	D	B	O	E

Part E:  
Go for the Gold!



# Crossword Puzzle

**Directions:** Read the clues and complete the crossword puzzle.



**Across**

- 2. to be unfair to a group of people
- 3. rude
- 7. not able to move
- 8. on the outside
- 9. to mix together
- 10. not exactly right

**Down**


- 1. a transportation vessel that travels under water
- 2. the problem of not being able to read
- 4. to work together
- 5. against the law
- 6. to go out
- 7. crazy



**Part A:**  
Meet the Root

## Divide and Conquer

**Directions:** "Divide" words into base words and prefixes. Some of the words do not have prefixes. Identify those words by marking an X in the column. Then "conquer" them by writing the meaning of the words.



	prefix means	base means	word means
1. visual	<u>    X    </u>	<u>    see    </u>	<u>something you see</u>
2. invisible	<u>          </u>	<u>          </u>	<u>          </u>
3. video	<u>          </u>	<u>          </u>	<u>          </u>
4. provide	<u>          </u>	<u>          </u>	<u>          </u>
5. advisor	<u>          </u>	<u>          </u>	<u>          </u>
6. evidence	<u>          </u>	<u>          </u>	<u>          </u>
7. vista	<u>          </u>	<u>          </u>	<u>          </u>
8. visit	<u>          </u>	<u>          </u>	<u>          </u>
9. revise	<u>          </u>	<u>          </u>	<u>          </u>
10. evident	<u>          </u>	<u>          </u>	<u>          </u>



Part B:  
Combine and Create



## Related Words

**Directions:** Tell how each of these words has something to do with seeing.

television \_\_\_\_\_

\_\_\_\_\_

visible \_\_\_\_\_

\_\_\_\_\_

invisible \_\_\_\_\_

\_\_\_\_\_

\_\_\_\_\_

video game \_\_\_\_\_

\_\_\_\_\_

\_\_\_\_\_

\_\_\_\_\_

### DID YOU KNOW?



When television was first invented, it had no name. The word *television* was formed by putting together the Greek root *tele-* which means "from afar," with the Latin base *vis*, which means to "see." The invention of television lets us "see" things that are happening far away (from afar). The word *television* comes from both Greek and Latin. Because its roots are in two languages, we call it a "hybrid" word!



## Part C: Read and Reason

### Fill in the Blanks

**Directions:** Fill in the blanks for this story with words that make sense.

Dear Diary,

My \_\_\_\_\_ (advisor, supervise)

at school today said that I must start to

\_\_\_\_\_ (visualize, television) my future.

He asked me what I like to study. I like to do

\_\_\_\_\_ (videoart, visit), where I

can record things and play them back. Someday, I want

to learn how to make movies to create my own


\_\_\_\_\_ (vision, visor) of how I see the

world. I also like to watch \_\_\_\_\_

(video camera, television), and play \_\_\_\_\_

(videogames, video screens), but that is

after school for fun!



Part D:  
Extend and Explore



## Word Clues

**Directions:** Read the clues, and then write the correct words.

A. A six-letter word that means "seeing" or "sight."

--	--	--	--	--	--

B. Add a two-letter prefix to make a new word that means "seeing again." This might describe a piece of your writing that you changed.

--	--	--	--	--	--	--	--

C. Take off the prefix from B. Add a new one that has four letters and two syllables. Make a word that names something to watch.

--	--	--	--	--	--	--	--	--	--

D. Take off the prefix from C. Add a new one that has five letters and two syllables. Make a word that means "overseeing" or "being the boss of others."

--	--	--	--	--	--	--	--	--	--	--



**Part E:**  
Go for the Gold!

## Nine Square Wordo

**Directions:** This game is like Bingo. First, choose a free box and mark it with an X. Then choose eight of the twelve words from the word list provided by your teacher and write one word in each box. You can choose the box for each word. Then, your teacher will give a clue for each word. Make an X in the box for each word you match to the clue. If you get three words in a row, column, or diagonal, call out, "Wordo!"


Part A:  
Meet the Root



## Divide and Conquer

**Directions:** "Divide" words into base words and prefixes. Not all words in the list have a prefix. Identify those words by marking an X in the column. Then "conquer" them by writing the meaning of the words.

	prefix means	base means	word means
1. export	<u>out</u>	<u>carry</u>	<u>carry out</u>
2. portable	_____	_____	_____
3. porter	_____	_____	_____
4. transport	_____	_____	_____
5. support	_____	_____	_____
6. report	_____	_____	_____
7. import	_____	_____	_____
8. portal	_____	_____	_____
9. portage	_____	_____	_____
10. deport	_____	_____	_____



**Part B:**  
Combine and Create

**Word Chart**

**Directions:** Fill in the chart with as many *port* words as you can that start with each of these prefixes.

de-	im-	ex-	trans-



**DID YOU KNOW?**



The word *portage* comes to us from French explorers who came to North America over 500 years ago. When these explorers moved from rivers to land, they "portaged" (carried) their canoes between bodies of water. Originally, the word *portage* was from Latin and described ancient Roman soldiers who were exploring the country of France, which they had conquered. It is interesting to see how "portable" the Latin base *port* has become. The Romans "carried" it to France, and the French "carried" it to the New World!

Part C:  
Read and Reason



## The Harbor

**Directions:** Read the short story below and circle every word that has *port* in it. (Hint: There are 11 of them!) Then answer the questions that follow.

Look at all the hustle and bustle in the harbor. Ships are docking in the port and unloading all their imported goods. Porters are dashing about and carrying their wares to ships that will export them to other countries. A bus has transported some people from the city down to the dock. Some of the people need support from the driver as they get off the bus with portable luggage that is hard to carry. Before they can board the ship, they must stop and check their luggage at the gate. They do not check their important papers, however, because they keep them in portfolios, which they tuck under their arms. A reporter is taking notes on this busy scene. She will present her report of the busy harbor on the television news that night.



1. What is the difference between *import* and *export*? \_\_\_\_\_  
\_\_\_\_\_
2. Write one sentence that describes the word *portfolio*. Make sure you include the word *carry*. \_\_\_\_\_  
\_\_\_\_\_
3. Use the words *transport* or *transportation* in a sentence of your own.  
\_\_\_\_\_
4. Bonus: Native Americans "portaged" their canoes from one river to another. What do you think *portage* means? \_\_\_\_\_  
\_\_\_\_\_



**Part D:**  
Extend and Explore

## Authors and Illustrators

**Directions:** You and a partner will be a team. Write a story together using all of these words. You may use the words in any order you want, but you need to use them all.

reporter  
television  
explode  
submarine  
export  
concentrate  
exhale  
revisit  
support  
untidy

A large yellow rectangular box with a thick yellow border. Inside the box, there are seven horizontal black lines spaced evenly down the page, providing a writing area for the student's story.

Now trade stories with another team. Read their story and draw a picture about some part of the story. Share your illustration and explain what you drew and why. Listen as the other team shares what they drew and why.





**Part E:**  
Go for the Gold!

## Nine Square Wordo


**Directions:** This game is like Bingo. First, choose a free box and mark it with an X. Then choose eight of the twelve words from the word list provided by your teacher and write one word in each box. You can choose the box for each word. Then, your teacher will give a clue for each word. Make an X in the box for each word you match to the clue. If you get three words in a row, column, or diagonal, call out, "Wordo!"




**Part A:**  
Meet the Root

## Divide and Conquer

**Directions:** "Divide" words into base words and prefixes. Not all words will have a prefix. Identify those words by marking an X in the column. Then "conquer" them by writing the meaning of the words.



	prefix means	base means	word means
1. finish	X	end	to get to the end
2. final	_____	_____	_____
3. refinish	_____	_____	_____
4. unfinished	_____	_____	_____
5. finale	_____	_____	_____
6. infinite	_____	_____	_____
7. define	_____	_____	_____
8. fine	_____	_____	_____
9. refine	_____	_____	_____
10. confine	_____	_____	_____

Part B:  
Combine and Create



## Sorting Words

**Directions:** Work with a partner to cross out the word that doesn't belong. Write your reasons on the lines.



refine

explain

polish

---



---

infinite

endless

closed

---



---



first

final

last

---



---



### DID YOU KNOW?

Because a piece of property has boundary lines, the base *fin* can mean a specific area contained within the "end" lines. If you are *confined* to your room, you are forced to live "within" (con) the "ends" of the contained space. Did you realize that when we *define* a word, we are really putting "down" the "limits" of its meaning?





## Part C: Read and Reason

# Dictionary Delight

**Directions:** Read the short story below and answer the questions that follow.

WOW! My dictionary has finally arrived! It looks so fine on my shelf. I ordered it from the Internet because it looked so fine in the ad. I can now define any word I see, even if I don't know it. With my new dictionary, I can find any definition I need. I can even find out if the word has a prefix or Latin base—and what they mean! The dictionary tells me interesting stories about words that I can share with my friends. In fact, I'm confident that my vocabulary will soon become infinite, and I will no longer have to confine myself to asking other people for the definition of words I do not know. Don't get me wrong: My vocabulary is already quite fine, but with my dictionary, I can refine it even more.



1. Why did the student select this dictionary? \_\_\_\_\_  
\_\_\_\_\_
2. What do you think *refined* means in this context? \_\_\_\_\_  
\_\_\_\_\_
3. Have you ever *refined* something you said or wrote?  
\_\_\_\_\_
4. What do you think *confine myself* means in this context? \_\_\_\_\_  
\_\_\_\_\_



**Part D:**  
Extend and Explore

**Word Chart**

**Directions:** Work with a partner to put these words on the chart where they belong.

- definite    finance    finch    find    final  
finery    finicky    finite    infinity    indefinite

has to do with end or limit	does not have to do with end or limit

**DID YOU KNOW?**



When we process things, we start with large pieces and work them down to smaller sizes. The grains on a piece of sandpaper, for example, begin large and coarse. Then they are made smaller for the "medium" grade. At the "end" of the process, the grains are smooth and "fine." The word *fine* in English therefore means "in good condition" because the "end" of processing has been reached. When I *finish* homework and have done a good job, I think my work is fine. We can be in fine health and enjoy a fine meal.

But we can make fine things even better. We can take fine grains of sugar and make them fine "again" by *refining* them! When we *refine* things, we remove all impurities! Manufacturers remove impurities in a *refinery*. You can have fine manners and if you polish them again and again, you can even become a "refined" lady or gentleman!

**DID YOU KNOW?**



The words *infinite* and *infinity* refer to things so large that they have "no" (negative prefix *in-*) "end." Outer space, for example, extends endlessly. Outer space is infinite because it extends into infinity. The word *infinitesimal*, though, means things that are so tiny they are difficult to measure and see. There seems to be "no" (negative prefix *in-*) "end" to an infinitesimal fraction of a second because it is "endlessly" small.



**Part E:**  
**Go for the Gold!**

## Nine Square Wordo

**Directions:** This game is like Bingo. First, choose a free box and mark it with an X. Then choose eight of the twelve words from the word list provided by your teacher and write one word in each box. You can choose the box for each word. Then, your teacher will give a clue for each word. Make an X in the box for each word you match to the clue. If you get three words in a row, column, or diagonal, call out, "Wordo!"


Part A:  
Meet the Root



## Divide and Conquer

**Directions:** "Divide" words into base words and prefixes. Some words may not have prefixes. Identify those words by marking an X in the column. Then "conquer" them by writing the meaning of the words.

	prefix means	base means	word means
1. motion	<u>    X    </u>	<u>    move    </u>	<u>    movement    </u>
2. mobile	<u>                    </u>	<u>                    </u>	<u>                    </u>
3. remove	<u>                    </u>	<u>                    </u>	<u>                    </u>
4. motor	<u>                    </u>	<u>                    </u>	<u>                    </u>
5. remote	<u>                    </u>	<u>                    </u>	<u>                    </u>
6. motivate	<u>                    </u>	<u>                    </u>	<u>                    </u>
7. demotion	<u>                    </u>	<u>                    </u>	<u>                    </u>
8. promotion	<u>                    </u>	<u>                    </u>	<u>                    </u>
9. movement	<u>                    </u>	<u>                    </u>	<u>                    </u>
10. movers	<u>                    </u>	<u>                    </u>	<u>                    </u>



**Part B:**  
Combine and Create

## Word Sort

**Directions:** Put the words on the chart where they belong.

mote  
motivate

motel  
motorist

mother  
motorized

motion  
motto

has something to do with moving	does not have something to do with moving

### DID YOU KNOW?



The word *motel* is a short form of *motor hotel*. As highways were built across America, more people began to travel. Roadside hotels were built so that travelers would have a place to spend the night. These motor hotels became known as motels because they were designed for people "on the move"!



Part C:  
Read and Reason



## Story Time

**Directions:** Read the following stories and answer the questions.

Davey felt unmotivated to do his homework. So he decided to ride his motorcycle to the store. The motion of the bike made him feel free as he glided through the air without a helmet (which his mother always wanted him to wear).

Question:

What do you think *mot* means in the story above? \_\_\_\_\_

\_\_\_\_\_

\_\_\_\_\_

\_\_\_\_\_

I was sitting in my family room, watching TV and flipping channels with the remote when the new soda commercial came on TV. The commercial was promotional in nature and went out of its way to claim that the soda was better tasting than before. Before it was over, I changed the channel to a new sports show for water enthusiasts—a motorboat race down the Mississippi River.

Question:

How is *mot* used in the above story? \_\_\_\_\_

\_\_\_\_\_

\_\_\_\_\_

Question:

Which *mot* word in the story do you like the best? Explain why. \_\_\_\_\_

\_\_\_\_\_

\_\_\_\_\_

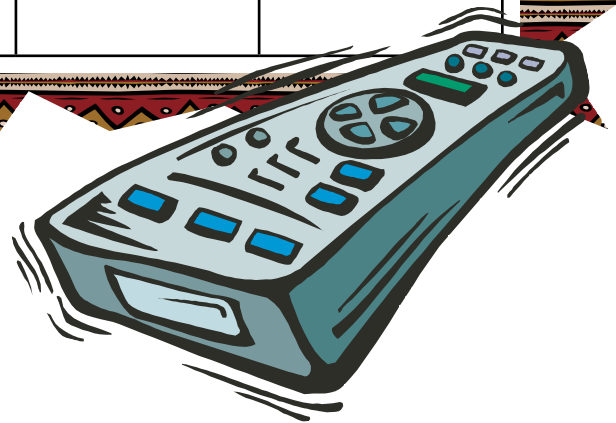


## Part D: Extend and Explore

### Charting Words

**Directions:** Work with a partner to fill in the chart. Some boxes may have more than one word. Some boxes may be blank.

	<i>-mote</i>	<i>-motion</i>	<i>-ed</i>	<i>-ing</i>
<i>com-</i>				
<i>de-</i>				
<i>pro-</i>				
<i>re-</i>				



Part E:  
Go for the Gold!



## Nine Square Wordo

**Directions:** This game is like Bingo. First, choose a free box and mark it with an X. Then choose eight of the twelve words from the word list provided by your teacher and write one word in each box. You can choose the box for each word. Then, your teacher will give a clue for each word. Make an X in the box for each word you match to the clue. If you get three words in a row, column, or diagonal, call out, "Wordo!"




**Part A:**  
Meet the Root



## Divide and Conquer

**Directions:** "Divide" words into base words and prefixes. Some words may not have prefixes. Write an X on the line if the word does not have a prefix. Then "conquer" them by writing the meaning of the words.

	prefix means	base means	word means
1. graph	<u>    X    </u>	<u>    draw    </u>	<u>    a drawing that represents information    </u>
2. autograph	<u>          </u>	<u>          </u>	<u>          </u>
3. biography	<u>          </u>	<u>          </u>	<u>          </u>
4. telegram	<u>          </u>	<u>          </u>	<u>          </u>
5. grammar	<u>          </u>	<u>          </u>	<u>          </u>
6. phonograph	<u>          </u>	<u>          </u>	<u>          </u>
7. graphite	<u>          </u>	<u>          </u>	<u>          </u>
8. diagram	<u>          </u>	<u>          </u>	<u>          </u>
9. photograph	<u>          </u>	<u>          </u>	<u>          </u>
10. autobiography	<u>          </u>	<u>          </u>	<u>          </u>

**Part B:**  
Combine and Create

## Fill in the Blanks

**Directions:** Tell about the people who have these jobs. Use these words:

biography, biographer, calligraphy, calligrapher, stenography, stenographer

I write for a living. It takes me a very long time to write something because I use very fancy and beautiful letters.

I am a \_\_\_\_\_.

My job is called \_\_\_\_\_.

I also write for a living. Sometimes I work in offices, but I also work in the courts. My job is to take down everything that everyone says. I need to write very quickly and in narrow (Greek *steno-*) columns.


I am a \_\_\_\_\_.

My job is called \_\_\_\_\_.

I write for a living too. I must do a lot of research before I write. My job is to write down the story of someone's life.

I am a \_\_\_\_\_.

My job is called writing a \_\_\_\_\_.





## Part C: Read and Reason

### Fill in the Blanks

**Directions:** Fill in the blanks with words that make sense.

On a trip to Hollywood, I ran into a couple of celebrities. I asked each of them for an \_\_\_\_\_ (paragraph, autograph). One celebrity told me that his \_\_\_\_\_ (biographer, phonograph), the guy who writes about his life, was coming out with a new \_\_\_\_\_ (biography, stenography) about him, and I should pick it up. Another one told me that I was truly getting a \_\_\_\_\_ (geography, graphic) lesson traveling out here from Ohio.



### DID YOU KNOW?

The word *paragraph* originally referred to a P-shaped letter that was placed in the margin of a text as a sign for the printer to indent at that spot. The Greek prefix *para-* means "alongside." A paragraph was therefore originally just a mark "written" (*graph*) "alongside" (*para-*) the text, telling the printer where to indent.

Part D:  
Extend and Explore



## Letter Scramble

**Directions:** Unscramble the words to fit in the story. Write the unscrambled word on the correct line.

1. AAGHOPRTU
2. ABIGHOPRY

3. AAAGHPPRRS
4. ABEGHIOPRR

When I am a famous baseball player, people will want my (1)\_\_\_\_\_. I know that some players charge money for these, but I won't. I will be happy that people want them. I also plan to have someone write my (2) \_\_\_\_\_. Right now, this would only be a few (3) \_\_\_\_\_ long, but that's because I'm still a child. When I get to be a famous baseball player, my (4) \_\_\_\_\_ will have lots more to tell about.

Think of five *graph* or *gram* words. Scramble one on each line. Then trade with a neighbor and try to unscramble each other's words!

1. Word is \_\_\_\_\_
2. Word is \_\_\_\_\_
3. Word is \_\_\_\_\_
4. Word is \_\_\_\_\_



**Part E:**  
**Go for the Gold!**

## Nine Square Wordo

**Directions:** This game is like Bingo. First, choose a free box and mark it with an X. Then choose eight of the twelve words from the word list provided by your teacher and write one word in each box. You can choose the box for each word. Then, your teacher will give a clue for each word. Make an X in the box for each word you match to the clue. If you get three words in a row, column, or diagonal, call out, "Wordo!"




Part A:  
Meet the Root



## Divide and Conquer

**Directions:** Your teacher will give you a list of words. “Divide” each word into a prefix and a base. Then “conquer” them by writing the meaning of the words.

	word	prefix means	base means	word means
1.	_____	_____	_____	_____
2.	_____	_____	_____	_____
3.	_____	_____	_____	_____
4.	_____	_____	_____	_____
5.	_____	_____	_____	_____
6.	_____	_____	_____	_____
7.	_____	_____	_____	_____
8.	_____	_____	_____	_____
9.	_____	_____	_____	_____
10.	_____	_____	_____	_____



**Part B:**  
Combine and Create

**Word Play**



**Directions:** Unscramble the letters to make words that go in the sentences.

I can use the (1) \_\_\_\_\_

to change channels on my (2) \_\_\_\_\_.

These two words can describe something that can be moved.

(3) \_\_\_\_\_ (4) \_\_\_\_\_

It seems like there are an (5) \_\_\_\_\_

number of solutions to my (6) \_\_\_\_\_ game.

I am (7) \_\_\_\_\_ to do well with my

writing (8) \_\_\_\_\_.

- (1) EEMORT
- (2) EEEILONSTV
- (3) BEILMO
- (4) ABELOPRT
- (5) EFIINNT
- (6) DEIOV
- (7) ADEIMOTTV
- (8) FILOOOPRT

Here are some more words. Work with a partner to make sentences and scrambles on a separate piece of paper. Then give them to other students to solve.

definite  
invisible

motion  
final

visual  
porter

Answer the questions and explain why.

Is 10,000 a finite or infinite number?

finite

infinite

Why: \_\_\_\_\_

Is a house mobile or immobile?

mobile

immobile

Why: \_\_\_\_\_

Is a speck of dust visible or invisible?

visible

invisible

Why: \_\_\_\_\_

Does the United States import and export goods?

yes

no

Why: \_\_\_\_\_

Part C:  
Read and Reason

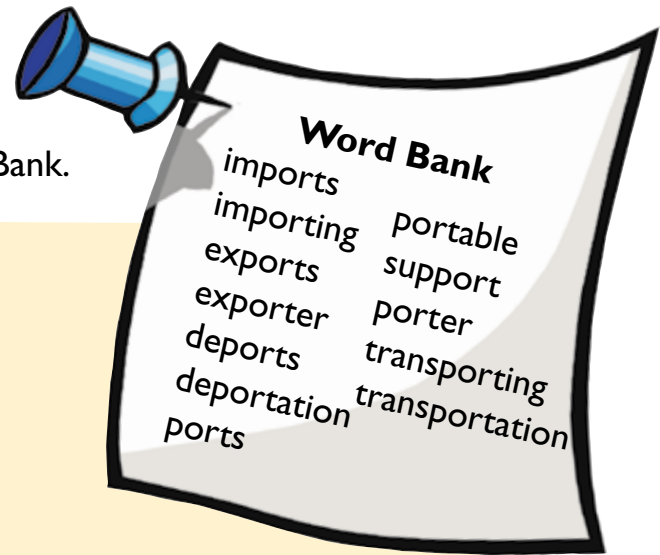


## Fill in the Blanks

**Directions:** Read the story and fill in the blanks with words from the Word Bank.

The United States \_\_\_\_\_  
and \_\_\_\_\_ many goods every  
year, carrying them into and out of  
the country on a regular basis on  
different \_\_\_\_\_ vehicles.

During the peak season of Christmas, the \_\_\_\_\_ are  
crowded with merchandise, especially toys. Every \_\_\_\_\_  
ends up working longer hours and getting ready for the big  
rush.





**Part D:**  
Extend and Explore

## Word Skits

**Directions:** Work with a partner.  
First, pick a word.

Then write it on an index card. Write what it means, and write an example of when you might see it.

Tell classmates what root you have used.

Then act out the example of when you might see the word. See if your classmates can guess the word.

Words:      television              motorcycle              reporter              definite



Part E:  
Go for the Gold!



# Word Search

**Directions:** Find the words listed below in the word search. Search diagonally, horizontally, vertically, or backwards.

CONFINE  
EMOTION  
MOBILE  
PROMOTE

DEFINE  
FINAL  
MOTOR  
REPORTER

DIAGRAM  
INFINITE  
PARAGRAPH

H	B	S	D	K	L	U	E	I	E	V	E	Z	N	N
I	P	I	H	A	E	M	X	D	H	J	T	D	J	Z
I	E	A	N	T	O	N	L	I	I	B	I	U	Z	R
I	A	I	R	T	G	C	I	U	Y	R	N	X	Z	Q
E	F	E	I	G	S	D	I	F	E	Q	I	R	I	B
C	C	O	Y	B	A	L	I	T	E	G	F	O	I	Y
H	N	P	T	J	C	R	R	A	C	D	N	T	Q	A
K	O	K	K	J	S	O	A	Z	G	S	I	O	V	J
D	F	O	P	N	P	V	P	P	O	R	Q	M	T	Q
X	M	P	D	E	R	K	R	O	N	B	A	Y	W	Y
Z	W	K	R	O	O	X	O	C	K	J	V	M	N	Q
J	E	L	I	B	O	M	M	B	Q	E	L	C	Y	H
C	O	N	F	I	N	E	O	F	N	T	W	V	C	W
I	I	E	G	M	X	I	T	I	D	V	F	Z	C	D
V	O	M	E	T	H	E	E	Q	V	Q	R	S	C	N



Part A:  
Meet the Root



## Divide and Conquer

**Directions:** "Divide" words into base words and suffixes.  
Then "conquer" them by writing the meaning of the words.

	base is	suffix means	word means
1. wireless	wire	without	without a wire
2. hopeless	_____	_____	_____
3. powerless	_____	_____	_____
4. joyless	_____	_____	_____
5. endless	_____	_____	_____
6. homeless	_____	_____	_____
7. worthless	_____	_____	_____
8. painless	_____	_____	_____
9. colorless	_____	_____	_____
10. seedless	_____	_____	_____

Part B:  
Combine and Create



## Word Sort

**Directions:** Look at these groups of words. Find the one that doesn't belong. Explain why.

hitless

homeless

hopeless

The word \_\_\_\_\_ doesn't belong because

\_\_\_\_\_

hopeless

shameless

wireless

The word \_\_\_\_\_ doesn't belong because

\_\_\_\_\_

seedless

sleepless

sugarless

The word \_\_\_\_\_ doesn't belong because

\_\_\_\_\_





**Part C:**  
Read and Reason

**News Story**

**Directions:** Choose words from the Word Bank to fill in the blanks for the following news story. Then answer the questions.

**Word Bank**

- |           |            |
|-----------|------------|
| blameless | breathless |
| careless  | colorless  |
| endless   | homeless   |
| hopeless  | reckless   |
| seedless  | shameless  |



**LOCAL NEWS**

IN BRIEF (MORE IS LESS)

Today, in Unhappyville, \_\_\_\_\_ citizens protested at city hall. Their main complaint is there are no programs to help find them homes. Harvey Powerless says, "Life seems \_\_\_\_\_ when no one wants to help." And, even though the struggle seems \_\_\_\_\_ (with no end in sight), Powerless goes on to say, "I feel like the people will start to listen when they hear of our problems. I don't think people know how they can help. I want to tell them."

**Questions**

1. What does it mean if someone is *homeless*? \_\_\_\_\_  
\_\_\_\_\_
2. What are three things Harvey Powerless can do to help homeless citizens feel hopeful? \_\_\_\_\_  
\_\_\_\_\_  
\_\_\_\_\_



Part D:  
Extend and Explore

## Solving Riddles

**Directions:** Solve the riddles. (Hint: All answers will end in *-less*.)

1. I am a feeling that happens when you huff and puff.  
You would feel like me if you ran very fast for a long time.  
I have ten letters but only three vowels.


---

2. I mean "very, very still."  
I mean "without moving."  
I have three syllables.

---

3. I describe what you would be if you stayed up all night.  
I have one vowel used three times.  
I also have the letter *s* used three times.

---





**Part E:**  
Go for the Gold!

## Nine Square Wordo

**Directions:** This game is like Bingo. First, choose a free box and mark it with an X. Then choose eight of the twelve words from the word list provided by your teacher and write one word in each box. You can choose the box for each word. Then, your teacher will give a clue for each word. Make an X in the box for each word you match to the clue. If you get three words in a row, column, or diagonal, call out, "Wordo!"


Part A:  
Meet the Root



## Divide and Conquer

**Directions:** "Divide" words into base words and suffixes. Then "conquer" them by writing the meaning of the new word.

	base is	suffix means	word means
1. colorful	<u>color</u>	<u>full of</u>	<u>full of color</u>
2. joyful	<u>                    </u>	<u>                    </u>	<u>                    </u>
3. playful	<u>                    </u>	<u>                    </u>	<u>                    </u>
4. hateful	<u>                    </u>	<u>                    </u>	<u>                    </u>
5. wonderful	<u>                    </u>	<u>                    </u>	<u>                    </u>
6. truthful	<u>                    </u>	<u>                    </u>	<u>                    </u>
7. powerful	<u>                    </u>	<u>                    </u>	<u>                    </u>
8. wasteful	<u>                    </u>	<u>                    </u>	<u>                    </u>
9. beautiful	<u>                    </u>	<u>                    </u>	<u>                    </u>
10. hopeful	<u>                    </u>	<u>                    </u>	<u>                    </u>



**Part B:**  
Combine and Create

## Find and Replace

**Directions:** Replace the underlined words in each sentence with one word that ends in *-ful*.



1. My new coat is full of color.

---

2. When I play with my baby sister, I am full of care.


---

3. The salad we made for dinner was full of flavor.

---

4. After the storm, we saw a rainbow that was full of beauty.

---



Part C:  
Read and Reason



## Conversation Words

**Directions:** Fill in the blanks for this conversation with the words that make sense. Then read it out loud with a friend. Make sure to read your part with expression!

**Steve:** Hey Jessica! How are you today?

**Jessica:** I'm pretty good. Well, to be \_\_\_\_\_ (truthful, wasteful), I'm feeling great.

**Steve:** Do you find it \_\_\_\_\_ (stressful, joyful) thinking about our upcoming math test?

**Jessica:** I'm feeling pretty good about it. But it's always good to be cautious. I should be \_\_\_\_\_ (wonderful, careful) about what I say. I feel \_\_\_\_\_ (hopeful, painful) that I'll be relaxed since I've been doing my homework.

**Steve:** Are you going to study?

**Jessica:** Of course! I want to make sure I do well, and being \_\_\_\_\_ (shameful, faithful) about my studying will help me feel good and have fun with it.



**Part D:**  
Extend and Explore

## Describing Words

**Directions:** Work with a partner. First, think of three things that these words can describe. Then write a sentence about your reasons.

1. Powerful \_\_\_\_\_

These things are powerful because \_\_\_\_\_

2. Colorful \_\_\_\_\_

These things are colorful because \_\_\_\_\_

3. Playful \_\_\_\_\_

These things are playful because \_\_\_\_\_

4. Wonderful \_\_\_\_\_

These things are wonderful because \_\_\_\_\_



Part E:  
Go for the Gold!



## Nine Square Wordo

**Directions:** This game is like Bingo. First, choose a free box and mark it with an X. Then choose eight of the twelve words from the word list provided by your teacher and write one word in each box. You can choose the box for each word. Then, your teacher will give a clue for each word. Make an X in the box for each word you match to the clue. If you get three words in a row, column, or diagonal, call out, "Wordo!"




**Part A:**  
Meet the Root

**Divide and Conquer**

**Directions:** "Divide" words into base adjectives and suffixes. Then "conquer" them by writing the meaning of the words.



	base adjective	suffix means	word means
1. smarter	smart	more	more smart than another
2. quicker	_____	_____	_____
3. smaller	_____	_____	_____
4. prettier	_____	_____	_____
5. earlier	_____	_____	_____
6. greater	_____	_____	_____
7. richer	_____	_____	_____
8. poorer	_____	_____	_____
9. busier	_____	_____	_____
10. saltier	_____	_____	_____



Part B:  
Combine and Create



## Spelling Practice

**Directions:** When a word ends in *y*, change the *y* to an *i* before adding *-er*. For example, "more easy" = easier. Make *-er* words from these words that end in *y*. Then write a sentence using each word.

1. Ugly \_\_\_\_\_

Sentence \_\_\_\_\_

\_\_\_\_\_

2. Angry \_\_\_\_\_

Sentence \_\_\_\_\_

\_\_\_\_\_

3. Early \_\_\_\_\_

Sentence \_\_\_\_\_

\_\_\_\_\_

4. Roomy \_\_\_\_\_

Sentence \_\_\_\_\_

\_\_\_\_\_

5. Pretty \_\_\_\_\_

Sentence \_\_\_\_\_

\_\_\_\_\_



**Part C:**  
Read and Reason

## Fill in the Blanks

**Directions:** Choose words from the Word Bank to fill in the blanks for the following story. Some of the words will be used twice.



The Knight of the Round Table felt even \_\_\_\_\_ after he defeated the dragon Red Beard. And he reflected back on how he had slayed the savage beast.

First, he had walked \_\_\_\_\_ and \_\_\_\_\_  
(same word for both blanks)  
into the dragon's cave. And as he approached \_\_\_\_\_ and \_\_\_\_\_  
(same word for both blanks), he began to hear the dragon breathing deeply.

Slow and steady. Slow and steady.

But then the dragon's breath became \_\_\_\_\_. The knight knew he was in trouble. He brought out his bow and arrow. He fit the arrow into the notch and pulled the string back.

He watched as the arrow rose \_\_\_\_\_ and \_\_\_\_\_  
(same word for both blanks)

\_\_\_\_\_ into the air, finally going down and landing in the dragon. He closed his eyes.



### Word Bank

angrier  
braver  
deeper  
earlier  
greater  
higher  
nearer  
poorer  
prettier  
roomier  
faster

Part D:  
Extend and Explore



# Word Sort

**Directions:** Sometimes *-er* means "more," and sometimes it doesn't (*-er* means "more" only when attached to an adjective). Put each word on the chart where it belongs.

batter      deeper      driver      faster      harder      higher  
greater      maker      rider      runner      slower      worker

-er means "more"	-er doesn't mean "more"

Choose an *-er* word from your chart. Make a word pyramid based on that *-er* word, but don't fill in the top line. Start with two antonyms and work your way down.


Word \_\_\_\_\_

Two Antonyms      \_\_\_\_\_      \_\_\_\_\_

Three Synonyms      \_\_\_\_\_      \_\_\_\_\_      \_\_\_\_\_

Definition \_\_\_\_\_

Sentence \_\_\_\_\_




Trade pyramids with a friend and see if you can each figure out the *-er* word from the clues. Write the *-er* word on the top line.



**Part E:**  
Go for the Gold!

## Nine Square Wordo

**Directions:** This game is like Bingo. First, choose a free box and mark it with an X. Then choose eight of the twelve words from the word list provided by your teacher and write one word in each box. You can choose the box for each word. Then, your teacher will give a clue for each word. Make an X in the box for each word you match to the clue. If you get three words in a row, column, or diagonal, call out, "Wordo!"

Part A:  
Meet the Root



## Divide and Conquer

**Directions:** "Divide" words into base adjectives and suffixes. Then "conquer" them by writing the meaning of the words.

	base adjective	suffix means	word means
1. wisest	<u>wise</u>	<u>most</u>	<u>most wise</u>
2. prettiest	<u>                    </u>	<u>                    </u>	<u>                    </u>
3. quickest	<u>                    </u>	<u>                    </u>	<u>                    </u>
4. slowest	<u>                    </u>	<u>                    </u>	<u>                    </u>
5. smartest	<u>                    </u>	<u>                    </u>	<u>                    </u>
6. laziest	<u>                    </u>	<u>                    </u>	<u>                    </u>
7. bravest	<u>                    </u>	<u>                    </u>	<u>                    </u>
8. richest	<u>                    </u>	<u>                    </u>	<u>                    </u>
9. angriest	<u>                    </u>	<u>                    </u>	<u>                    </u>
10. happiest	<u>                    </u>	<u>                    </u>	<u>                    </u>



**Part B:**  
Combine and Create

## Descriptive Words

**Directions:** Work with a partner. Write three words ending in *-est* that could describe:

a person

1. \_\_\_\_\_
2. \_\_\_\_\_
3. \_\_\_\_\_

a rock

1. \_\_\_\_\_
2. \_\_\_\_\_
3. \_\_\_\_\_

an animal

1. \_\_\_\_\_
2. \_\_\_\_\_
3. \_\_\_\_\_

a tree

1. \_\_\_\_\_
2. \_\_\_\_\_
3. \_\_\_\_\_

Part C:  
Read and Reason



## Adelia's Advice

**Directions:** Choose words from the Word Bank to fill in the blanks for the following letter written to advice columnist, Adelia Advice.

Dear Adelia Advice,

I met the \_\_\_\_\_ runner the other day at my cross country meet. He ran faster than anyone on our team, or on any of the other teams. Our coach called him the \_\_\_\_\_ runner of all time.


So here's my question. I am not the \_\_\_\_\_ runner on our team, but I could improve. I practice everyday and even get up during the \_\_\_\_\_ hours of the morning so I can run before school.

What other advice would you have for me to become a better runner? What is your \_\_\_\_\_ advice?

*Concerned Runner*

### Word Bank

angriest  
bravest  
deepest  
earliest  
fastest  
hardest  
greatest  
soonest  
wisest  
slowest





**Part D:**  
Extend and Explore

**Word Sort**

**Directions:** Sometimes *-est* means "most." Sometimes it doesn't (*-est* means "most" only when it is attached to adjectives). Put these words on the correct side of the chart.

best      fastest      greatest      hardest      highest      longest      nearest  
 nest      pest      poorest      rest      test      west      zest

-est means "most"	-est doesn't mean "most"

Choose an *-est* word from your chart. Make a word pyramid based on that *-est* word, but don't fill in the top line. Start with two antonyms and work your way down.

Word \_\_\_\_\_

Two antonyms \_\_\_\_\_

Three synonyms \_\_\_\_\_

Definition \_\_\_\_\_

Sentence \_\_\_\_\_



Trade pyramids with a friend and see if you can each figure out the *-est* word from the clues. Write the *-est* word on the top line.



Part E:  
Go for the Gold!



## Nine Square Wordo

**Directions:** This game is like Bingo. First, choose a free box and mark it with an X. Then choose eight of the twelve words from the word list provided by your teacher and write one word in each box. You can choose the box for each word. Then, your teacher will give a clue for each word. Make an X in the box for each word you match to the clue. If you get three words in a row, column, or diagonal, call out, "Wordo!"




## Part A: Meet the Root

# Divide and Conquer

**Directions:** "Divide" words into base adjectives and suffixes. Then "conquer" them by writing the meaning of the words.



	base adjective	suffix means in a way or manner	word means
1. slowly	<u>slow</u>	<u>in a way or manner</u>	<u>in a slow manner</u>
2. merrily	_____	_____	_____
3. happily	_____	_____	_____
4. wisely	_____	_____	_____
5. quickly	_____	_____	_____
6. gently	_____	_____	_____
7. softly	_____	_____	_____
8. carefully	_____	_____	_____
9. cheaply	_____	_____	_____
10. lazily	_____	_____	_____

Part B:  
Combine and Create




## How Many Ls?

**Directions:** Work with a partner to complete the chart. Think about the spelling of each word when an *-ly* is added to the end.

beautiful      careful      cheap      fatal      free  
gentle      manual      perfect      secret      soft

with <i>-ly</i> (has one l)	with <i>-ly</i> (has two ls)





**Part C:**  
Read and Reason

## Poetry Reading

**Directions:** Practice reading the following poem with expression. Then answer the questions.



Break it down.  
Know the sound.  
Move toward  
The definition  
Of the word.

Beautifully,  
Beautiful,  
Beauty,  
All mean  
The same thing,  
Basically.

Carefully,  
Careful,  
Care,  
All mean  
The same thing,  
Basically.

Break it down.  
Know the sound.  
Move toward  
The definition  
Of the word.

Cheaply,  
Cheap,  
Softly,  
Soft.

Break it down.  
Know the sound.  
Move toward  
The definition  
Of the word.

Pitifully,  
Pitiful,  
Gladly,  
Glad,  
All mean  
The same thing,  
Basically.

Break it down.  
Know the sound.  
Move toward  
The definition  
Of the word.

**Questions:**

- How does the addition of *-ly* change the words in the above poem?

---



---

- Choose one of the *-ly* words and write a definition.

---



---

Part D:  
Extend and Explore



## Guess the Word

**Directions:** Work with a partner to complete these sentences using an *-ly* word from the list below. You and your partner are a team. Together choose one of the sentences to read out loud, but skip over the *-ly* word. See if your classmates can guess the missing word.

greatly    gently    quietly    laughingly    cheaply  
 painlessly    secretly    perfectly    frankly  
 immediately    beautifully    favorably    gladly

1. While I was trying to \_\_\_\_\_  
 \_\_\_\_\_
2. How do you know if \_\_\_\_\_  
 \_\_\_\_\_
3. Where in the world can \_\_\_\_\_  
 \_\_\_\_\_
4. What would you think about \_\_\_\_\_  
 \_\_\_\_\_
5. Why should \_\_\_\_\_  
 \_\_\_\_\_



**Part E:**  
Go for the Gold!

## Nine Square Wordo

**Directions:** This game is like Bingo. First, choose a free box and mark it with an X. Then choose eight of the twelve words from the word list provided by your teacher and write one word in each box. You can choose the box for each word. Then, your teacher will give a clue for each word. Make an X in the box for each word you match to the clue. If you get three words in a row, column, or diagonal, call out, "Wordo!"


Part A:  
Meet the Root



## Divide and Conquer

**Directions:** Your teacher will give you a list of words. “Divide” words into base adjectives and suffixes. Then “conquer” them by writing the meaning of the words.

	word	base adjective	suffix means	word means
1.	_____	_____	_____	_____
2.	_____	_____	_____	_____
3.	_____	_____	_____	_____
4.	_____	_____	_____	_____
5.	_____	_____	_____	_____
6.	_____	_____	_____	_____
7.	_____	_____	_____	_____
8.	_____	_____	_____	_____
9.	_____	_____	_____	_____
10.	_____	_____	_____	_____



## Part B: Combine and Create



### Writing New Sentences

**Directions:** Look at the underlined word. Make the change.  
Write a new sentence.

1. My brother is careless with his toys.

Drop the *-less*. \_\_\_\_\_

Add *-ful*. \_\_\_\_\_

New sentence: \_\_\_\_\_

Add *-fully*. \_\_\_\_\_

New sentence: \_\_\_\_\_

2. The baby thinks her toy bear is silly.

Add *-er* (Hint: Be careful with the y). \_\_\_\_\_

New sentence: \_\_\_\_\_

Change the *-er* to *-est*. \_\_\_\_\_

New sentence: \_\_\_\_\_

3. Thank you for the beautiful coat. This is a very thoughtful gift.

Drop the *-ful*. \_\_\_\_\_

Add *-less*. \_\_\_\_\_

New sentence: \_\_\_\_\_




Part C:  
Read and Reason



# Fairy Tale Writing

**Directions:** Work with a partner to write a fairy tale. First, think about the topic of your story. What will it be about? Next, go back through “Divide and Conquer” for lessons 16–20 and choose a *-less*, *-ful*, *-er*, *-est*, and *-ly* word that you can use in your story. Then write the story using the outline below. Make sure you use at least one *-less*, *-ful*, *-er*, *-est* and *-ly* word.



Once upon a time \_\_\_\_\_

\_\_\_\_\_

One day \_\_\_\_\_

\_\_\_\_\_

Then \_\_\_\_\_

\_\_\_\_\_

Finally, \_\_\_\_\_

\_\_\_\_\_

and so they \_\_\_\_\_

\_\_\_\_\_



Now trade stories with another team. Read each other’s story. Find the *-less*, *-ful*, *-er*, *-est*, and *-ly* words in their story, and write them on the blanks below.

\_\_\_\_\_

\_\_\_\_\_

\_\_\_\_\_



**Part D:**  
Extend and Explore

## Word Chart

**Directions:** Work with a partner to complete the chart. Some boxes will remain blank. (Hint: Be careful with words ending in -y.)

	-less	-ful	-er	-est	-ly
care					
quick					
happy					
slow					



Part E:  
Go for the Gold!



# Word Search

**Directions:** Find the words in the puzzle. Search diagonally, horizontally, vertically, or backwards. Be careful! Some words start the same.

ANGRIER  
CAREFUL  
SAFELY  
TASTELESS

ANGRIEST  
CAREFULLY  
SAFER

BEAUTIFUL  
CARELESS  
SAFEST

BEAUTIFULLY  
CARELESSLY  
TASTEFUL

U	H	C	H	U	Y	E	Y	Y	Z	W	Q	Q	I	Y
B	E	A	U	T	I	F	U	L	L	Y	F	K	R	H
E	Z	R	A	J	A	M	N	S	E	W	U	T	R	Q
T	P	E	B	T	J	Q	T	S	E	F	A	S	C	X
R	E	F	A	S	S	E	L	E	T	S	A	T	B	K
N	M	U	V	R	L	F	S	L	T	N	Z	S	K	M
N	A	L	H	E	T	S	V	E	G	K	Y	Z	N	U
K	W	L	C	T	E	E	F	R	P	E	Y	P	L	J
P	G	Y	C	L	R	U	I	A	P	L	Z	G	H	G
G	U	U	E	O	L	E	M	C	N	I	L	B	T	J
Y	X	R	X	S	S	X	S	I	B	G	G	O	K	E
V	A	R	F	T	O	Z	U	S	Y	J	R	H	L	C
C	V	F	W	T	E	F	B	V	X	H	J	I	P	B
W	Y	K	F	Q	T	L	U	F	I	T	U	A	E	B
C	A	R	E	F	U	L	M	O	U	I	Z	L	I	R



## Part A: Meet the Root

# Divide and Conquer

**Directions:** "Divide" words into two parts. There is a Latin number prefix and a base. The bases have been given to you. (Words that do not have a base have an X.) Then "conquer" them by writing the meaning of the words.



	prefix means	base means	word means
1. uniform	<u>one</u>	<u>form = shape</u>	<u>having the same shape, as in clothing</u>
2. unify	<u>                    </u>	<u>fy = make</u>	<u>                                    </u>
3. unicorn	<u>                    </u>	<u>corn = horn</u>	<u>                                    </u>
4. union	<u>                    </u>	<u>X</u>	<u>                                    </u>
5. unit	<u>                    </u>	<u>X</u>	<u>                                    </u>
6. unique	<u>                    </u>	<u>X</u>	<u>                                    </u>
7. unicycle	<u>                    </u>	<u>cycle = wheel</u>	<u>                                    </u>
8. unisex	<u>                    </u>	<u>sex = gender</u>	<u>                                    </u>
9. unison	<u>                    </u>	<u>son = sound</u>	<u>                                    </u>
10. universe	<u>                    </u>	<u>vers = turn</u>	<u>                                    </u>

Part B:  
Combine and Create




## Solving Riddles

**Directions:** Solve the word riddles. Each word will start with *uni-*.

1. I am clothes.  
Many people wear me to work, but I always look the same. Firefighters wear me. \_\_\_\_\_
  
2. I am a pretend animal.  
I have one horn.  
I mean "one of a kind." \_\_\_\_\_
  
3. I have the letters *qu* in me.  
I mean "original."  
I rhyme with "you sneak." \_\_\_\_\_
  
4. I am a country.  
I am in North America.  
I have 50 states. \_\_\_\_\_

### DID YOU KNOW?



We arrange large numbers in columns. In numbers with three figures, the first column on the left-hand side is for the "hundreds," the second column is for the "tens," and the third column is for the "units." The "units" in math are for numbers 0 through 9. These are the "ones" because we need only one number to express them! In the number 763, which is the "unit" number?



### Part C: Read and Reason

## Fill in the Blanks

**Directions:** Fill in the blanks for this story of third grader Julio Gonzales who recently moved from Mexico to America. Then answer the questions.

My name is Julio Gonzales. I moved from Mexico to the \_\_\_\_\_ (Unison States, United States) of America. I am in the third grade at a private school. At the private school, the children wear a \_\_\_\_\_ (uniform, unit) that consists of black pants and blue shirts. All the boys wear ties, and the girls wear either black pants or black skirts. Soon, I will travel back to Mexico, and all of my family members will get together for a party. We have this family get-together each year, and it is called the Gonzales Family \_\_\_\_\_ (unify, reunion).

Now, write back to Julio and tell him about yourself. Where do you live? Do you wear a uniform to school? If you do, what does it look like? Does your family have a reunion every year?

Dear Julio,

---



---



---



---



---



---



Part D:  
Extend and Explore



## Finish the Sentence

**Directions:** Work with a partner to find the correct *uni-* or *unit-* word for each sentence. First use what you know to try and figure out any words that are difficult. Then check the dictionary to see how you did. (Hint: One word will be used twice!)

### Word Bank

universe  
unit  
unison  
united  
uniform  
unicycle  
unisex  
unique  
unicorn

- The soldiers paraded while dressed in full \_\_\_\_\_.
- This week's \_\_\_\_\_ is about number words.
- A cycle with only one wheel is called a \_\_\_\_\_.
- Men and women get haircuts together at a \_\_\_\_\_ salon.
- The school choir was singing in perfect \_\_\_\_\_.
- The earth and planets revolving together are part of the \_\_\_\_\_.
- In American history, the original 13 colonies joined together to form the \_\_\_\_\_ States.
- No two people look exactly alike, because each person on earth is \_\_\_\_\_.
- A bull has two horns, but a \_\_\_\_\_ only has one.
- The clown almost fell off his \_\_\_\_\_ at the circus.



**Part E:**  
Go for the Gold!

## Nine Square Wordo

**Directions:** This game is like Bingo. First, choose a free box and mark it with an X. Then choose eight of the twelve words from the word list provided by your teacher and write one word in each box. You can choose the box for each word. Then, your teacher will give a clue for each word. Make an X in the box for each word you match to the clue. If you get three words in a row, column, or diagonal, call out, "Wordo!"




Part A:  
Meet the Root



## Divide and Conquer

**Directions:** "Divide" words into two parts. There is a Latin number prefix and a base. The bases have been given to you. Then "conquer" them by writing the meaning of the words.

	prefix means	base means	word means
1. bicycle	<u>two</u>	<u>cycl = wheel</u>	<u>a two-wheeled toy to ride</u>
2. biannual	<u>                    </u>	<u>annu = year</u>	<u>                    </u>
3. bimonthly	<u>                    </u>	<u>month = month</u>	<u>                    </u>
4. bisect	<u>                    </u>	<u>sect = cut</u>	<u>                    </u>
5. bilingual	<u>                    </u>	<u>lingu = language</u>	<u>                    </u>
6. binoculars*	<u>                    </u>	<u>ocul = eye</u>	<u>                    </u>
7. bifocal	<u>                    </u>	<u>foc = focus</u>	<u>                    </u>
8. bicolor	<u>                    </u>	<u>color = color</u>	<u>                    </u>
9. biweekly	<u>                    </u>	<u>week = week</u>	<u>                    </u>
10. biped	<u>                    </u>	<u>ped = foot</u>	<u>                    </u>

\* In the word *binoculars*, an *n* is placed after *bi-* to make the word easier to pronounce.



## Part B: Combine and Create

### Fill in the Blanks

**Directions:** Fill in the blanks with a word that starts with *bi-*.

1. My house is all on one level. Sam's house has two levels. His house is called a \_\_\_\_\_ house.
2. We went to the air show. We saw lots of airplanes. My favorites were the ones with two sets of wings. My mom said they are called \_\_\_\_\_.
3. My little sister used to ride a tricycle. She's old enough now to ride a two-wheeler. On Saturday, she is going to get her first \_\_\_\_\_.
4. My grandmother recently got new glasses. With her new lenses, she can focus on things close up and on things far away. She got her first pair of \_\_\_\_\_.
5. We use a telescope to look at the stars and other things that are very far away. But birdwatchers prefer to use \_\_\_\_\_.
6. Maria's parents came to the United States from Mexico. They speak perfect English and have not forgotten their Spanish. Maria's household is \_\_\_\_\_.



Part C:  
Read and Reason



## News Story

**Directions:** Choose words from the Word Bank to fill in the blanks for the following news story. Then answer the questions.

Today my mom and dad told me that I will start to receive an allowance on my birthday. Next week, I will be 12 years old! Dad said that I will get my allowance \_\_\_\_\_, or every second week. Mom said that on my birthday I will have a great "two-wheel" surprise. I bet they are going to give me a \_\_\_\_\_. Even though I think 12 is pretty old, Mom and Dad told me that our country, the United States of America, is very, very old. They said we had a big \_\_\_\_\_ celebration when the United States turned 200 years old, but I wasn't even born then!

**Word Bank**

bicentennial  
biceps  
bicuspid  
bicycle  
bifocals  
bifold  
bilevel  
bilingual  
biweekly  
binary  
binoculars  
biplane  
bisect  
biyearly

**Questions:**

1. Pick out a word that you already know the meaning of. Write the word. What does it mean? \_\_\_\_\_  
\_\_\_\_\_
2. Pick out a word you do not know. Write the word. Divide it into parts. What do you think it means? (Remember that *bi-* means "two.") \_\_\_\_\_  
\_\_\_\_\_
3. Now look the word up in your dictionary and see whether you figured out the meaning. If you didn't, write the correct meaning here. If you did, use the word in a sentence.  
\_\_\_\_\_





**Part D:**  
Extend and Explore

## Word Sort

**Directions:** Sometimes *bi-* means "two," but sometimes it doesn't. Which one of these words means "two" and which does not? Put these on the chart in the correct columns.

bilevel

bite

bill

bicycle

biweekly

bitten

biplane

bifocals

bison

bid

bifold

biggest

<i>bi-</i> means "two"	<i>bi-</i> doesn't mean "two"

### DID YOU KNOW?



In 1976, there was a huge birthday party for the United States of America that lasted for a whole year! It was a "Bicentennial Celebration." Can you figure out how old the United States was? Yes, 200 years old! How old will the United States be for the Tricentennial Celebration in 2076? Here's a hint: *tri-* means "three."

Part E:  
Go for the Gold!



## Nine Square Wordo


**Directions:** This game is like Bingo. First, choose a free box and mark it with an X. Then choose eight of the twelve words from the word list provided by your teacher and write one word in each box. You can choose the box for each word. Then, your teacher will give a clue for each word. Make an X in the box for each word you match to the clue. If you get three words in a row, column, or diagonal, call out, "Wordo!"




## Part A: Meet the Root

# Divide and Conquer

**Directions:** "Divide" words into two parts. There is a Latin number prefix and a base. The bases have been given to you. Then "conquer" them by writing the meaning of the words.



	prefix means	base means	word means
1. triangle	<u>three</u>	<u>angle = angle</u>	<u>a shape with three angles</u>
2. tripod	<u>                    </u>	<u>pod = foot</u>	<u>                    </u>
3. trio	<u>                    </u>	<u>X</u>	<u>                    </u>
4. tricolor	<u>                    </u>	<u>color = color</u>	<u>                    </u>
5. trident	<u>                    </u>	<u>dent = tooth, teeth</u>	<u>                    </u>
6. triple	<u>                    </u>	<u>ple = fold, multiply</u>	<u>                    </u>
7. triplets	<u>                    </u>	<u>ple = fold, multiply</u>	<u>                    </u>
8. triplex	<u>                    </u>	<u>ple = fold, multiply</u>	<u>                    </u>
9. triathlon	<u>                    </u>	<u>athl = contest</u>	<u>                    </u>
10. trifocals	<u>                    </u>	<u>foc = focus, hearth</u>	<u>                    </u>

**Part B:**  
Combine and Create

## Solving Riddles

**Directions:** Solve the word riddles. Each answer will begin with *tri-*.

1. I am a two-dimensional figure.  
I have three corners or angles and three sides.  
I also have three syllables. \_\_\_\_\_
2. I have pedals.  
Young children ride me.  
I have three wheels. \_\_\_\_\_
3. I happen in baseball.  
I don't happen very often.  
I happen when a team gets three outs on one play.  
I am two words. \_\_\_\_\_
4. I am a stand for a camera.  
I have three "feet" or "legs."  
I only have two syllables. \_\_\_\_\_
5. We are three children.  
We were born at the same time.  
\_\_\_\_\_
6. My name is Neptune.  
I am the Roman god of the sea.  
I use a "three-toothed" fork to catch fish.  
What do you call this three-pronged spear?  
\_\_\_\_\_





## Part C: Read and Reason

### Fill in the Blanks

**Directions:** Choose words from the Word Bank to fill in the blanks for the following news story. Then answer the questions.

Today in math class we drew a \_\_\_\_\_, a polygon with three sides. We also looked at a \_\_\_\_\_ angle that showed how the angles inside the triangle look. Then the math teacher told us we were going to \_\_\_\_\_ our knowledge of shapes, meaning that we were going to multiply our math skills by three.

**Directions:** Answer these questions by taking another look at the words in the Word Bank.



#### Word Bank

triangle  
triangular  
triathlon  
tricolor  
tricycle  
trio  
triple  
triple-decker  
triple play  
triplane  
triplet  
triplicate  
tripod  
trisect

1. Pick out a word that you already know the meaning of.

Write the word. \_\_\_\_\_

What does it mean? \_\_\_\_\_

2. Pick out a word you are not sure about.

Write the word. \_\_\_\_\_

Divide it into parts. What do you think it means? (Remember that *tri-* means "three.") \_\_\_\_\_

3. Pick out a word you do not know at all.

Write the word. \_\_\_\_\_

Divide it into parts. What do you think it means? (Remember that *tri-* means "three.") \_\_\_\_\_



Part D:  
Extend and Explore



## Word Sort


**Directions:** Sometimes *tri-* means "three." Sometimes it doesn't. Put these words on the chart where they belong.

trinket      trip      triplet      trifocal      trifle      tricycle  
 tribe      tricolor      trim      trick      trio      triple

<i>tri-</i> means "three"	<i>tri-</i> doesn't mean "three"

### DID YOU KNOW?

The Roman god of the sea was named Neptune. He had long hair like seaweed and always carried a harpoon, a large pole with *three* prongs. The Romans called this weapon a *trident* because it had three (*tri-*) "teeth." Neptune used his trident to harpoon fish and remind all the sea creatures that he was their king.





**Part E:**  
Go for the Gold!

## Nine Square Wordo

**Directions:** This game is like Bingo. First, choose a free box and mark it with an X. Then choose eight of the twelve words from the word list provided by your teacher and write one word in each box. You can choose the box for each word. Then, your teacher will give a clue for each word. Make an X in the box for each word you match to the clue. If you get three words in a row, column, or diagonal, call out, "Wordo!"


Part A:  
Meet the Root



## Divide and Conquer

**Directions:** Your teacher will give you a list of words. “Divide” words into number prefixes and bases. Then “conquer” them by writing the meaning of the words.

	word	prefix means	base means	word means
1.	_____	_____	_____	_____
2.	_____	_____	_____	_____
3.	_____	_____	_____	_____
4.	_____	_____	_____	_____
5.	_____	_____	_____	_____
6.	_____	_____	_____	_____
7.	_____	_____	_____	_____
8.	_____	_____	_____	_____
9.	_____	_____	_____	_____
10.	_____	_____	_____	_____



**Part B:**  
Combine and Create

## Word Scramble

**Directions:** Unscramble the letters to make words that fit in the blanks.

In the nursery at the hospital, we saw two sets

of \_\_\_\_\_.

E I L P R S T T

Because I am older, I get to trade in

my \_\_\_\_\_

for a \_\_\_\_\_.

C C E I L R T Y

B C C E I L Y

Nine people are in our singing group, so we call ourselves

a \_\_\_\_\_.

E I L P R T

I O R T



Part C:  
Read and Reason



## Limericks

**Directions:** *Un-* and *uni-* are two prefixes that can easily be mixed up. *Un-* means “not” when it is at the beginning of a word. This is negative *un-* and is always pronounced with a short *u*. *Uni-* means “one” when it begins a word. The number *uni-* is always pronounced with a long *u*. Read the limerick below. Write the meaning of each *un-* or *uni-* word on the lines provided.

Sometimes unhappy is what I feel  
Until I unlock a way to heal.  
My friends will unite  
When I stop a fight,  
And the unity makes friendship real.



*unhappy* means \_\_\_\_\_

*unlock* means \_\_\_\_\_

*unite* means \_\_\_\_\_

*unity* means \_\_\_\_\_



## Part D: Extend and Explore

### Word Search

**Directions:** Find the words in the puzzle. Search diagonally, horizontally, vertically, or backwards. Be careful! Some words start the same way!

BIANNUAL  
TRIPLE

BICYCLE  
TRIPLET  
UNIT

BIWEEKLY  
UNIFORM  
UNITED

TRICYCLE  
UNISON

D	D	N	J	I	P	N	X	M	Q	I	J	E	O	N
E	A	N	M	D	V	B	R	B	A	N	L	C	R	J
J	E	A	D	R	Z	O	X	L	A	F	P	K	I	F
G	L	X	U	C	F	X	Y	A	H	D	P	D	X	S
K	C	C	X	I	E	A	G	L	T	N	K	L	Z	O
V	Y	W	N	B	V	U	W	X	K	I	C	U	X	Y
I	C	U	B	I	C	Y	C	L	E	E	N	Z	C	F
T	I	E	L	P	I	R	T	J	L	I	E	U	G	I
L	R	H	V	Q	S	Z	D	S	T	W	V	W	E	A
S	T	I	E	T	X	Q	A	E	O	S	U	V	I	X
V	I	X	P	Y	A	X	D	E	Y	Q	N	J	B	B
X	F	Q	K	L	L	A	U	N	N	A	I	B	G	B
T	M	E	D	B	E	E	T	Y	M	R	S	B	O	Y
J	X	I	Y	V	M	T	H	M	C	G	O	K	E	K
M	M	Q	W	P	Y	G	Q	Y	F	U	N	F	V	W

# A Final Reflection

## Part E: Go for the Gold!

**Directions:** Congratulations! You have finished this whole book! Now look back and choose the three roots you liked best. Write them down and tell why they are your favorites!



### My Favorite Roots

1. \_\_\_\_\_

I like this root because \_\_\_\_\_

2. \_\_\_\_\_

I like this root because \_\_\_\_\_

3. \_\_\_\_\_

I like this root because \_\_\_\_\_

Now pick out three new words you learned that you think are really interesting. Write the words, and tell why they are your favorites.

### Most Interesting Words

1. \_\_\_\_\_

I think this is an interesting word because \_\_\_\_\_

2. \_\_\_\_\_

I think this is an interesting word because \_\_\_\_\_

3. \_\_\_\_\_

I think this is an interesting word because \_\_\_\_\_

Now compare your choices with those of your friends! Did you pick any of the same roots and interesting words?

